

# INTRODUCTION TO NEUTRAL BEAM INJECTION (NBI) IN TOKAMAKS: NBI MODELLING

FABIEN JAULMES

*Institute of Plasma Physics of the CAS, Prague, Czech Republic*

# Overview of this lecture

- **What is the NBI [Neutral Beam Injector]**
- **Modelling particle orbits in tokamaks**
- **Coulomb Collisions and slowing down distribution**
- **Application: modelling of fast neutrons generation in COMPASS Upgrade**

# NBI IN SUPPORT OF TOKAMAK PLASMA

Tokamak plasma **heating**

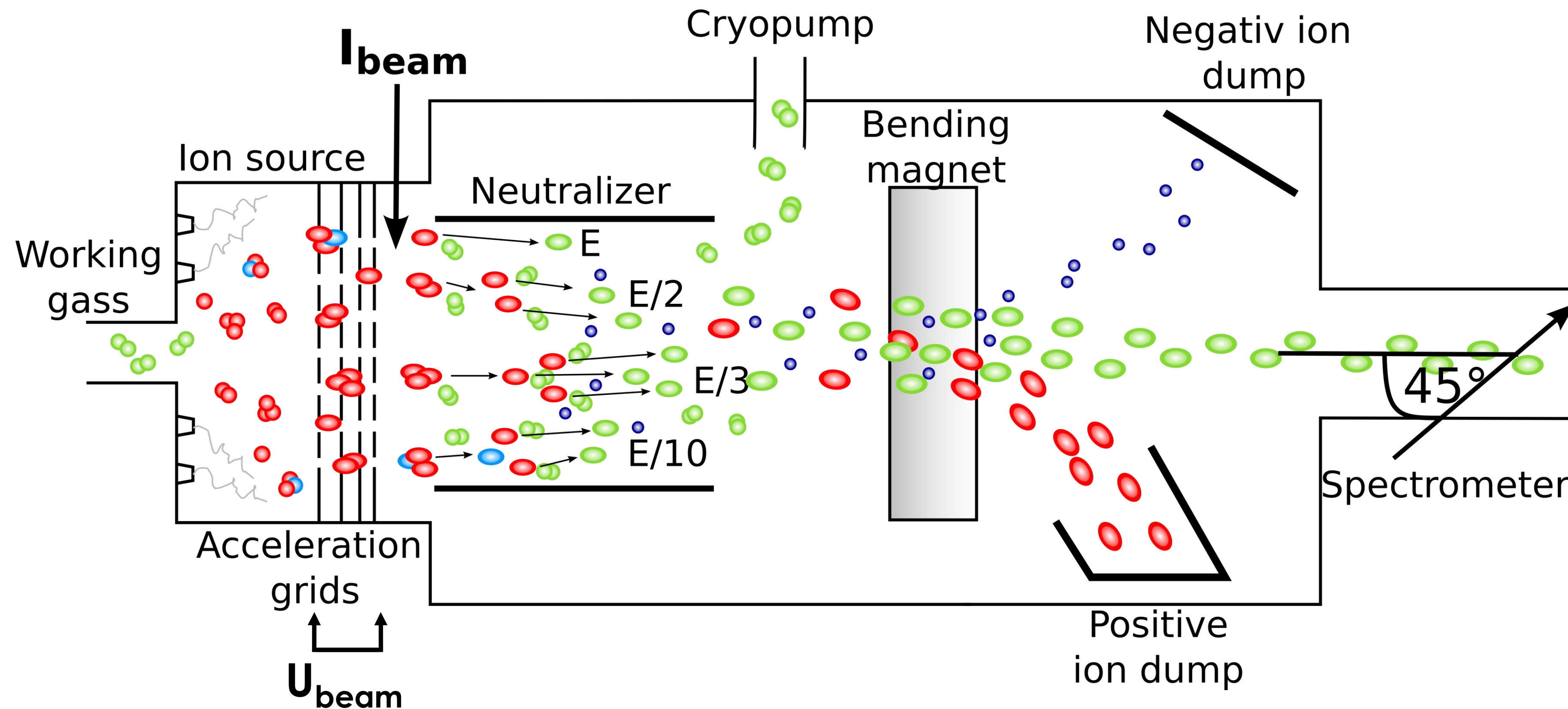
Tokamak plasma **current drive**




Neutral beam injection:

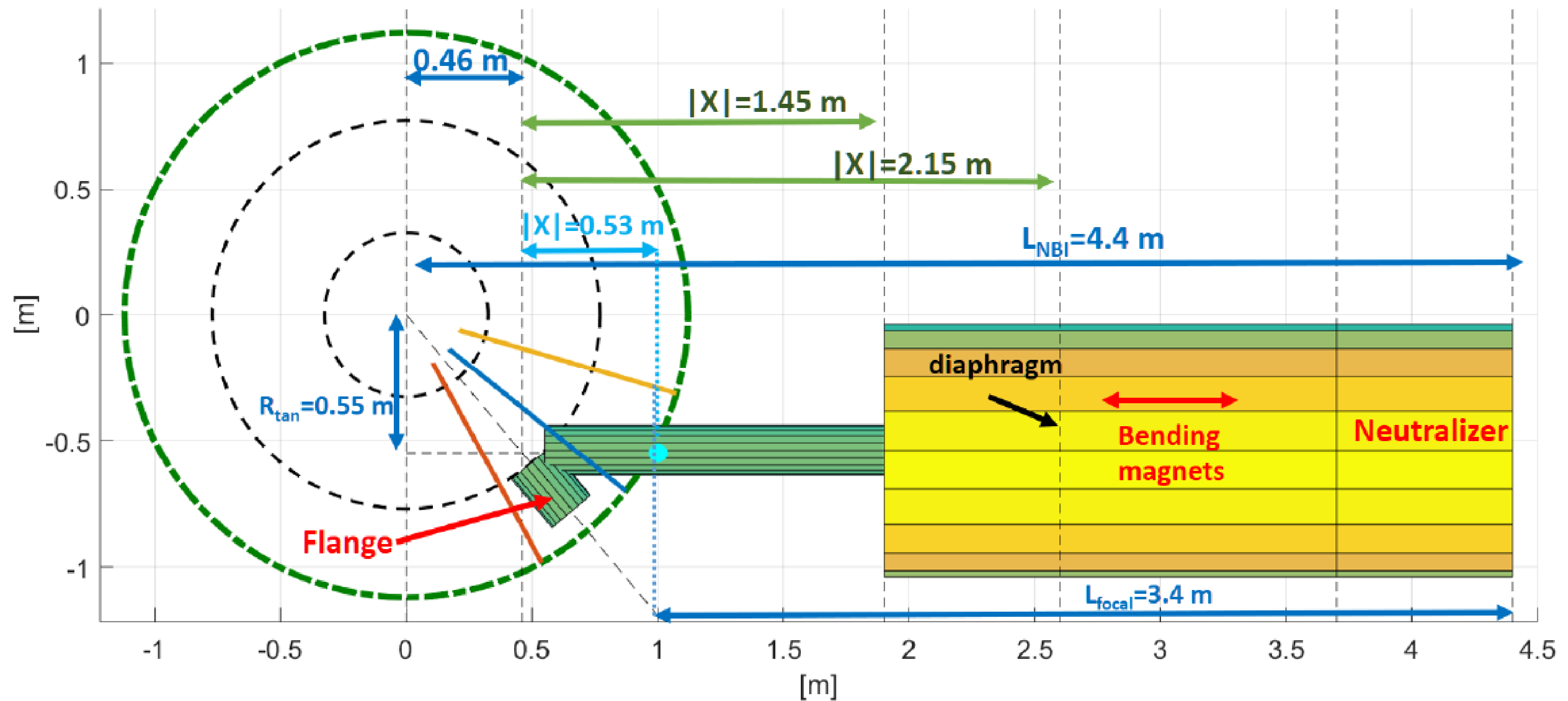
- Fast **neutrals** injected (**10-1000 keV**) into tokamak (no interaction with tokamak magnetic field)
- **Ionized** by collisions with plasma particles
- **Fast ions** slow down by **Coulomb collision** and transfer their energy to plasma particles

Positive ions based beam  $\rightarrow$  accelerated positive molecular ions ( $D_2^+$ ,  $D_3^+$ ,  $D_2O^+$ )  $\rightarrow$  fractional energies ( $E/2$ ,  $E/3$ ,  $E/10$ )





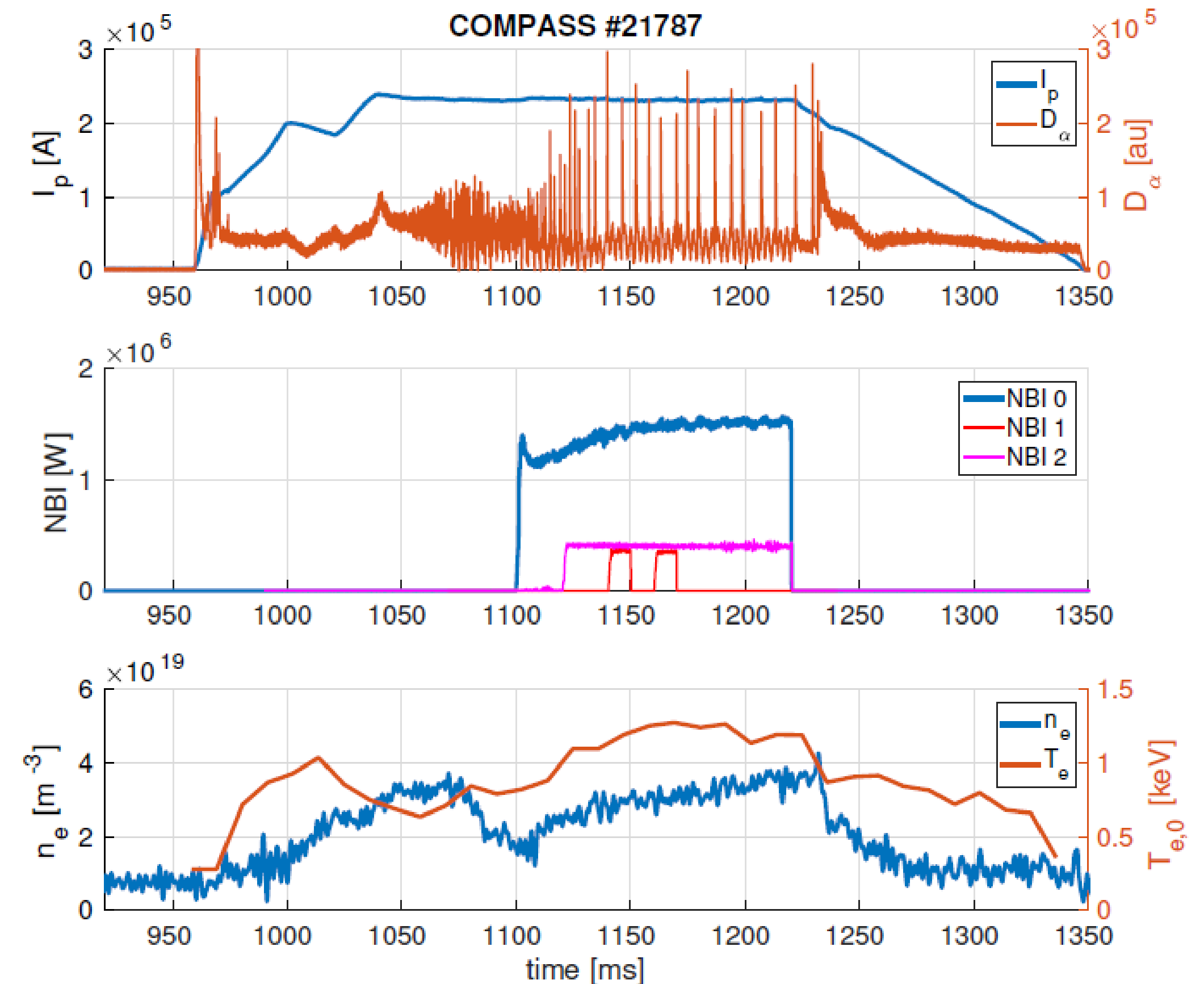
## Overview of the dimensions of the NBI 0 in COMPASS\ [top view]



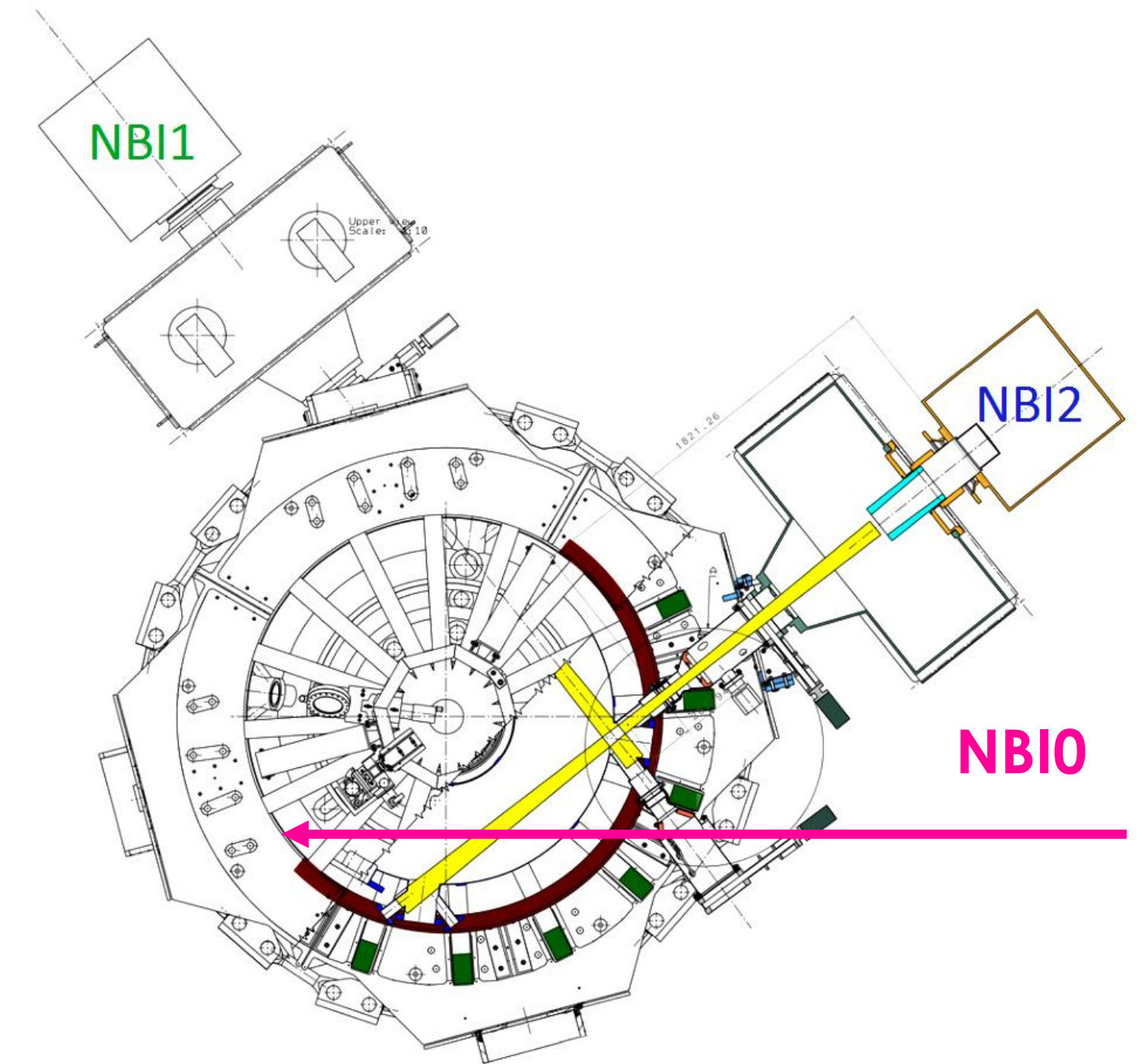
F. Jaulmes et al 2022 PPCF 64 125001

# COMPASS EXTERNALLY HEATED PLASMA

**New 1 MW NBI-0 in COMPASS allowed easier access to ELMy H-mode [higher confinement mode]**



	NBIO	Old NBIs (NB11 + NB12)
NBIO current $I_{\text{beam}}$	$\leq 22 \text{ A}$ (-> power ~1MW)	$\leq 12 \text{ A}$ (->power 400 kW)
NBIO acc. Voltage $U_{\text{beam}}$	$\leq 80 \text{ keV}$ (70 keV in experiments)	$\leq 40 \text{ keV}$
NBIO pulse duration	$\leq 1 \text{ s}$	$\leq 0.3 \text{ s}$
Tangency radius	0.55m	0.55m



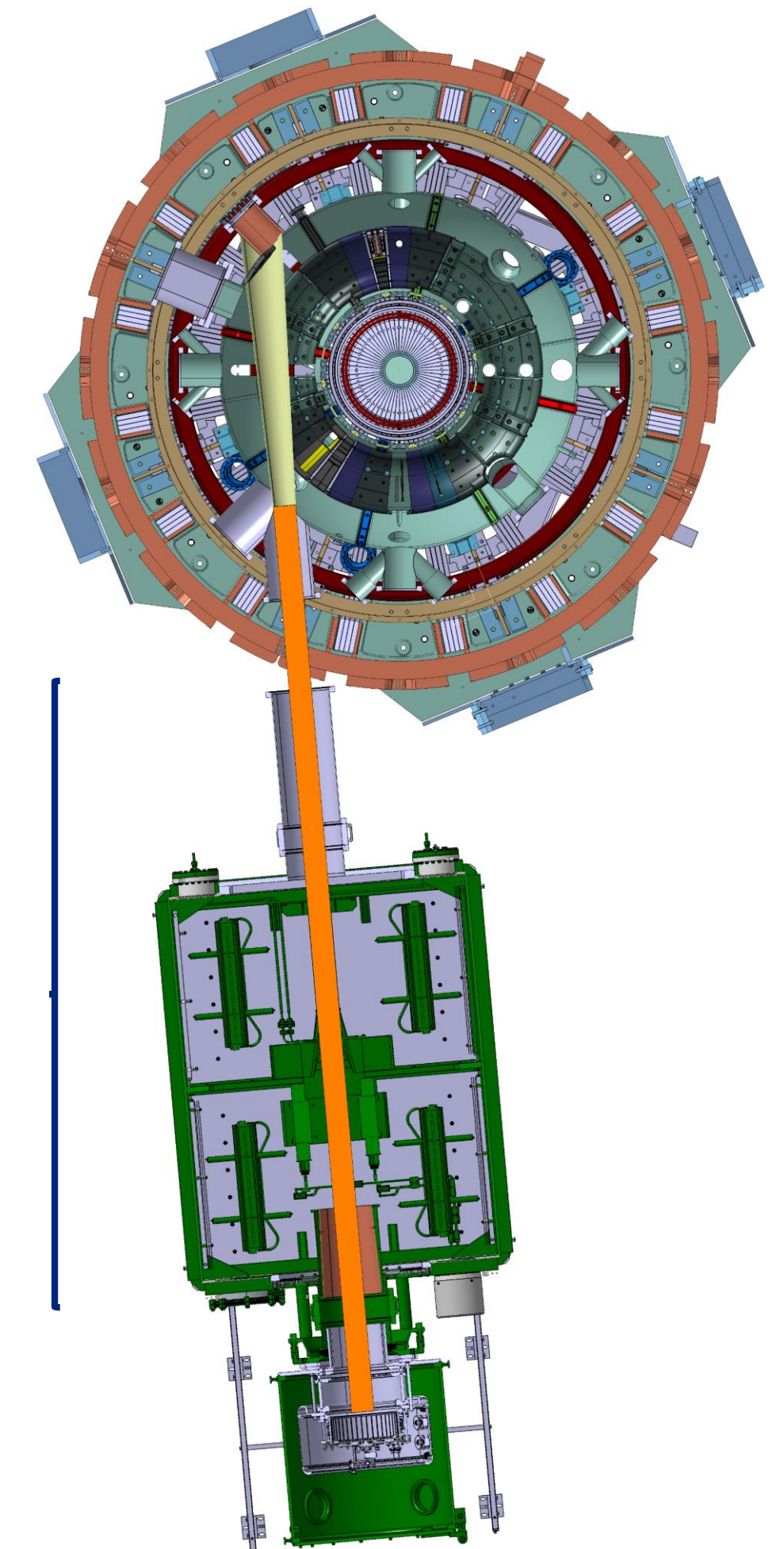


	NBIO	Old NBIs (NB11 + NB12)
NBIO current $I_{\text{beam}}$	$\leq 22 \text{ A}$ (-> power ~1MW)	$\leq 12 \text{ A}$ (->power 400 kW)
NBIO acc. Voltage $U_{\text{beam}}$	$\leq 80 \text{ keV}$ (70 keV in experiments)	$\leq 40 \text{ keV}$
NBIO pulse duration	$\leq 1 \text{ s}$	$\leq 0.3 \text{ s}$
Tangency radius	0.55m	0.55m

**Table 2.** Neutralization efficiencies  $\mathcal{N}_{\text{eff}}$ , including dissociation of the molecular ions, of the ions originating from the source and resulting power fractions  $\mathcal{P}_{\text{frac}}$  after the neutralizer for the nominal energies of 58 keV (#21760), 66 keV (#21787) and 80 keV.

	$\mathcal{E}_0 = 58 \text{ keV}$		$\mathcal{E}_0 = 66 \text{ keV}$		$\mathcal{E}_0 = 80 \text{ keV}$	
	$\mathcal{N}_{\text{eff}}$	$\mathcal{P}_{\text{frac}}$	$\mathcal{N}_{\text{eff}}$	$\mathcal{P}_{\text{frac}}$	$\mathcal{N}_{\text{eff}}$	$\mathcal{P}_{\text{frac}}$
D <sup>+</sup>	0.72	0.38	0.68	0.37	0.61	0.35
D <sub>2</sub> <sup>+</sup>	1.74	0.51	1.71	0.51	1.64	0.52
D <sub>3</sub> <sup>+</sup>	2.71	0.09	2.69	0.1	2.6	0.1
D <sub>2</sub> O <sup>+</sup>	1.8	0.02	1.8	0.02	1.8	0.02
Overall	0.76	1.0	0.73	1.0	0.7	1.0

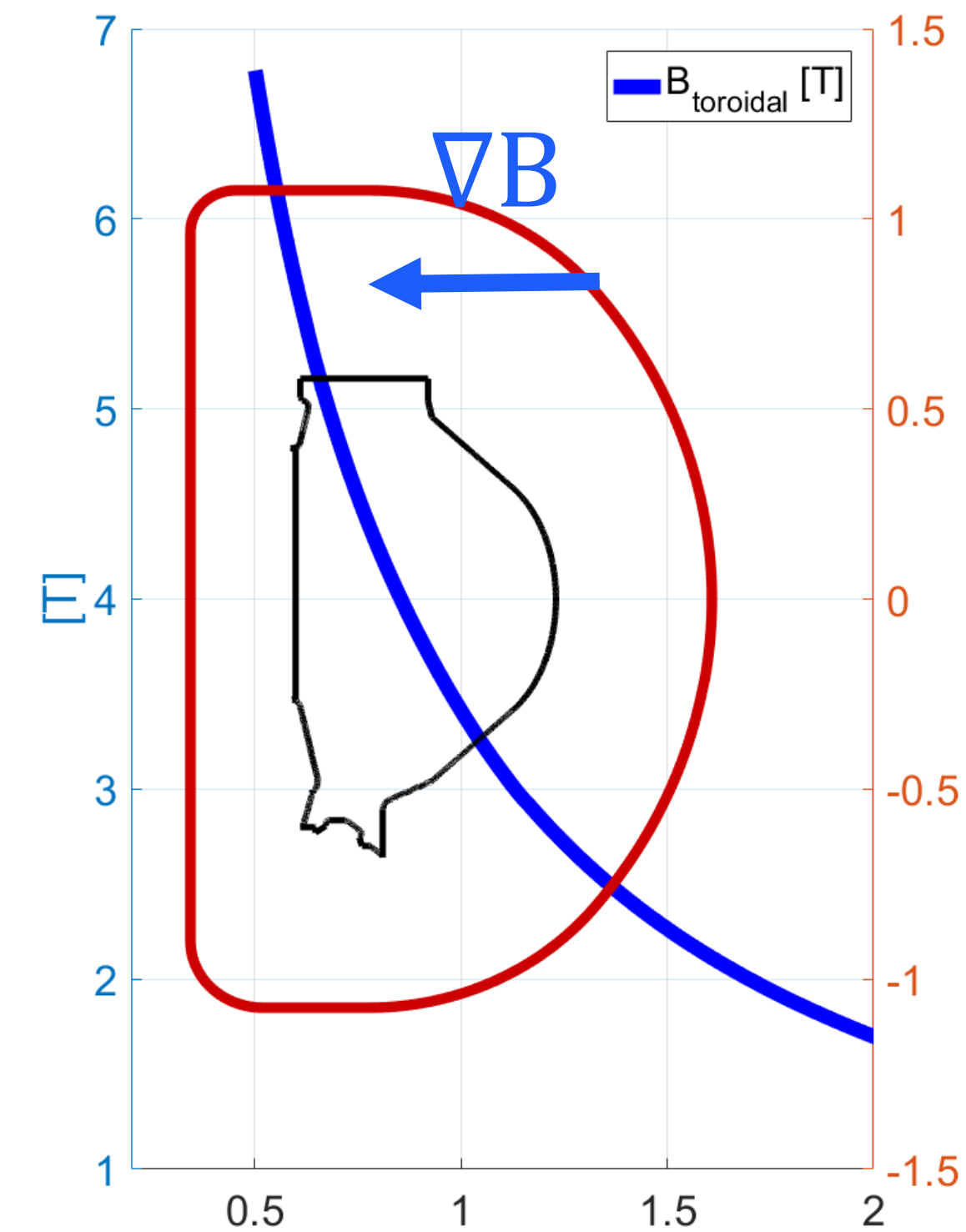
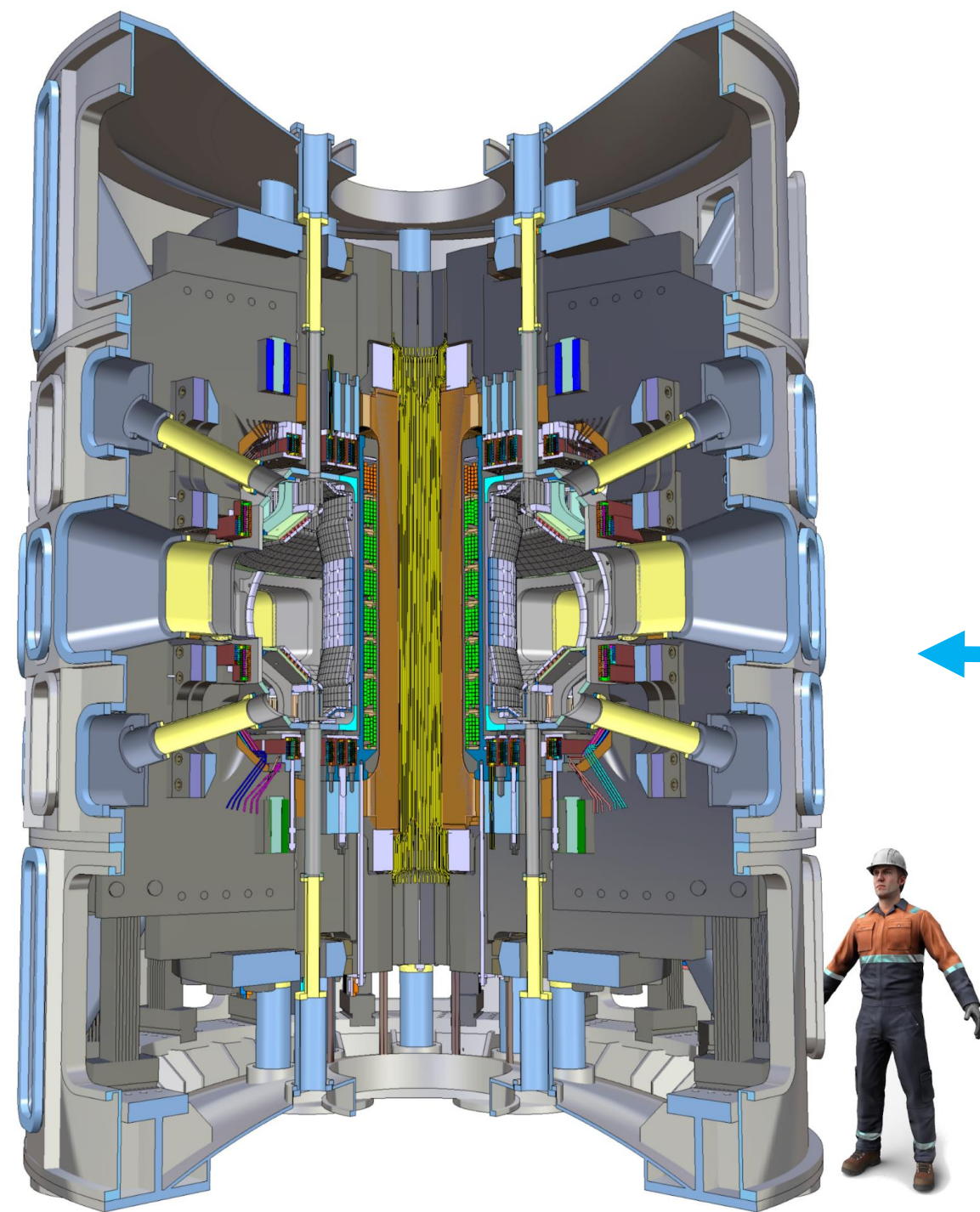
**Beam duct**



# Overview of this lecture

- What is the NBI [Neutral Beam Injector]
- **Modelling particle orbits in tokamaks**
- **Coulomb Collisions and slowing down distribution**
- **Application: modelling of fast neutrons generation in COMPASS Upgrade**

# Toroidal device: COMPASS Upgrade



P. Vondracek et al.  
Fusion Engineering  
and Design 169  
(2018) 112490

**COMPASS Upgrade,  $B_t=5T$   
Prague 8, Czech Republic**

- A toroidal field is created by juxtaposing coils in a circle so that their fields **add up** to build a circular “toroidal” field

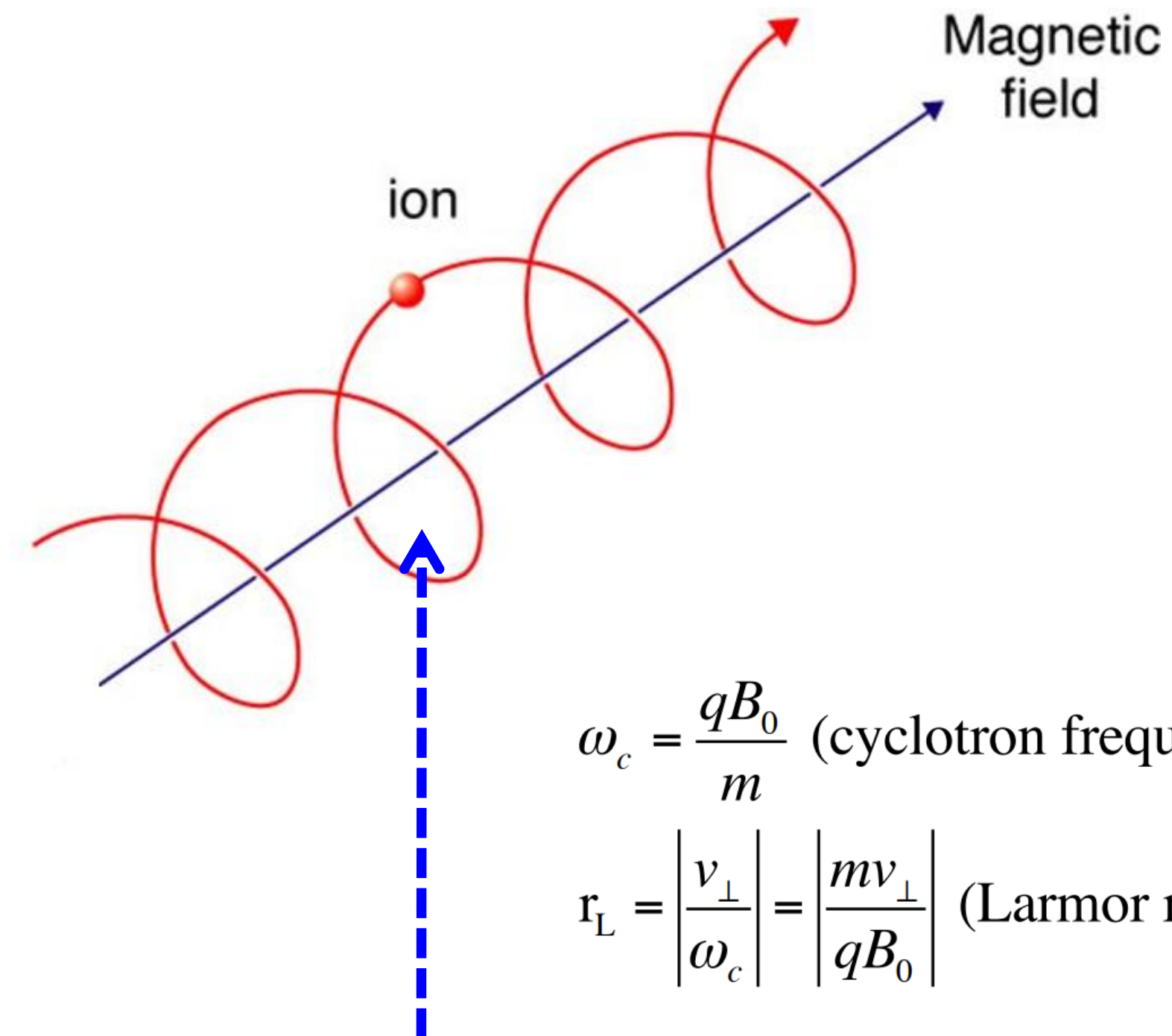
# Magnetic confinement

- Charged particles “follow” magnetic field lines
- Their motion is ruled by the Lorentz force

$$\frac{d^2\mathbf{x}}{dt^2} = \frac{Z_i e}{m} [\mathbf{E} + \mathbf{v} \times \mathbf{B}]$$

Deuterium (D)  
 $m=3.3 \times 10^{-27}$  kg

Elementary charge:  $e=1.6 \times 10^{-19}$  C



$$\omega_c = \frac{qB_0}{m} \text{ (cyclotron frequency), } f_c = \omega_c / 2\pi$$

$$r_L = \left| \frac{v_{\perp}}{\omega_c} \right| = \left| \frac{mv_{\perp}}{qB_0} \right| \text{ (Larmor radius, gyroradius)}$$

Gyrating motion is called « Larmor orbit »

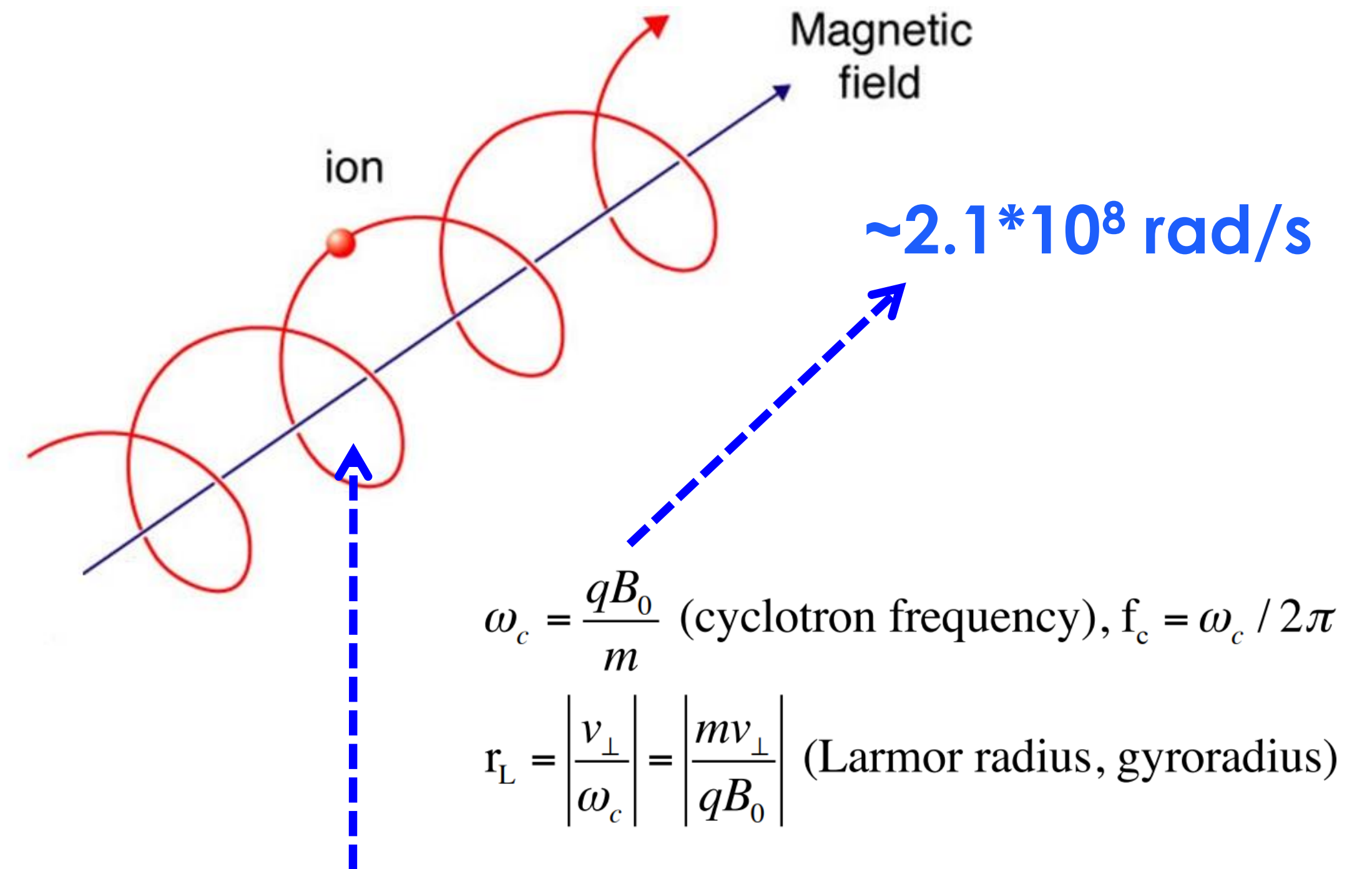
# Magnetic confinement

- Charged particles “follow” magnetic field lines
- Their motion is ruled by the Lorentz force

$$\frac{d^2\mathbf{x}}{dt^2} = \frac{Z_i e}{m} [\mathbf{E} + \mathbf{v} \times \mathbf{B}]$$

Deuterium (D)  
 $m = 3.3 \times 10^{-27}$  kg

Elementary charge:  $e = 1.6 \times 10^{-19}$  C



Gyrating motion is called « Larmor orbit »

-----> 6-17 mm  
 COMPASS-U 80keV, 4.3T

Modelling of fast ion trajectories in electromagnetic fields

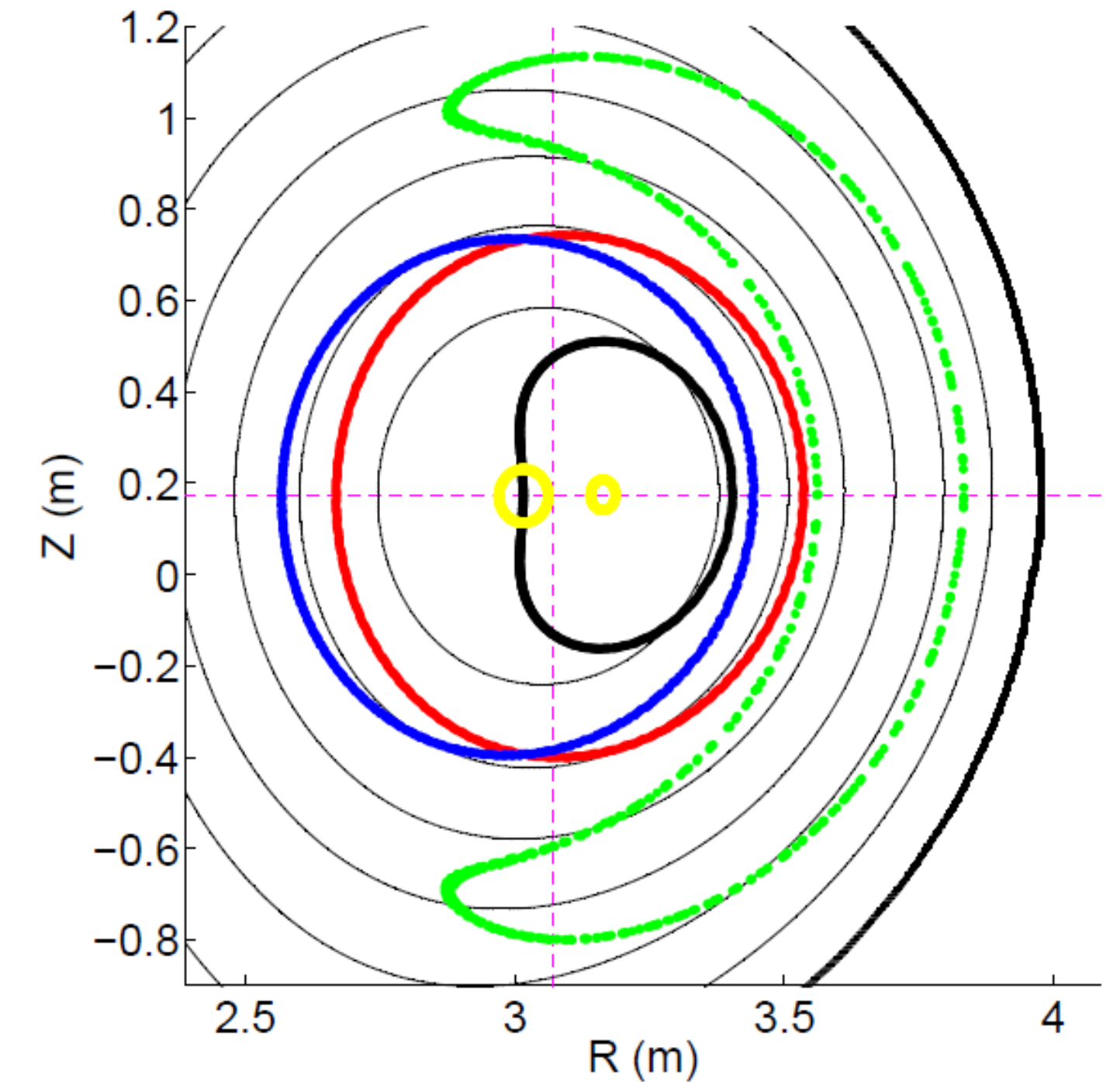
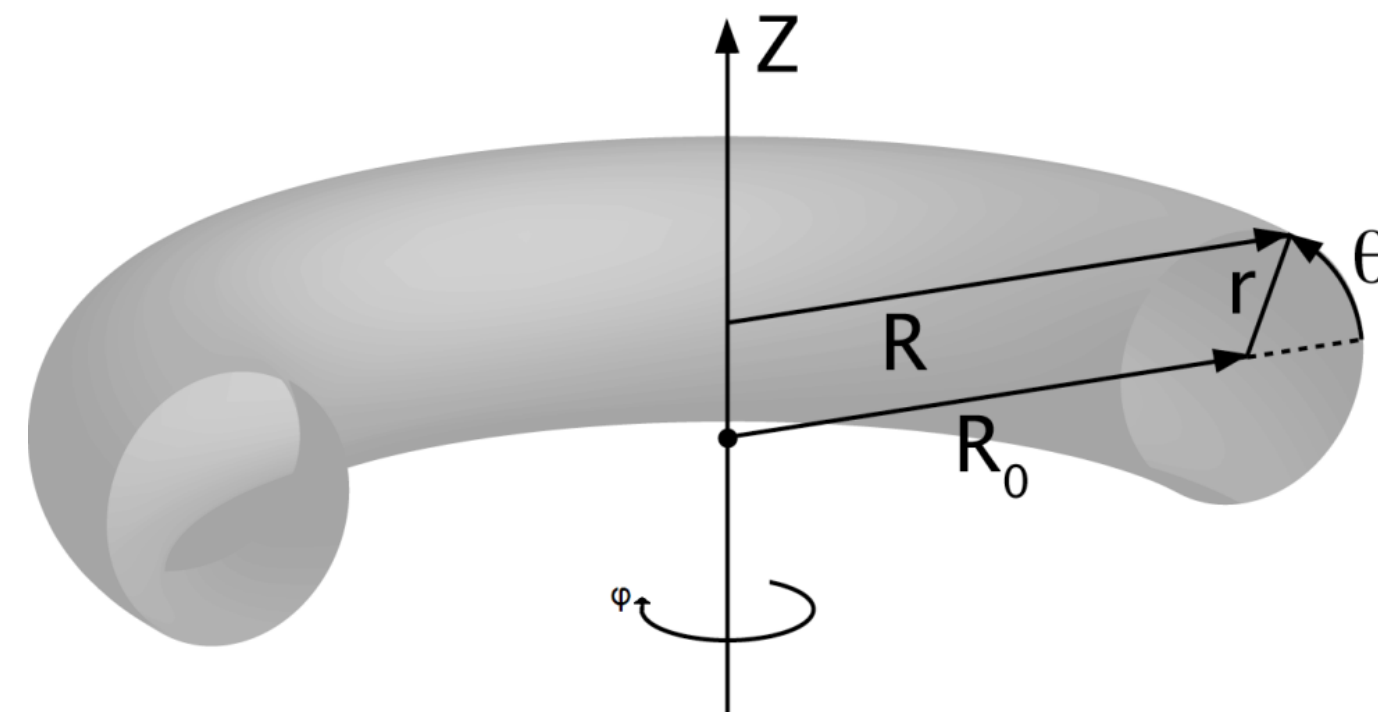
Guiding center approximation:

$$\frac{d\mathbf{X}_{gc}}{dt} = \mathbf{v}_{\parallel} + \mathbf{v}_{\mathbf{E}} + \frac{2\mathcal{E}_{kin} - \mu B}{(Z_i e) B^2} (\mathbf{b} \times \nabla B) + \frac{1}{\omega_{ci}} \left( \mathbf{b} \times \frac{d\mathbf{v}_{\mathbf{E}}}{dt} \right)$$

Full-orbit description

$$\frac{d^2\mathbf{x}}{dt^2} = \frac{Z_i e}{m} [\mathbf{E} + \mathbf{v} \times \mathbf{B}]$$

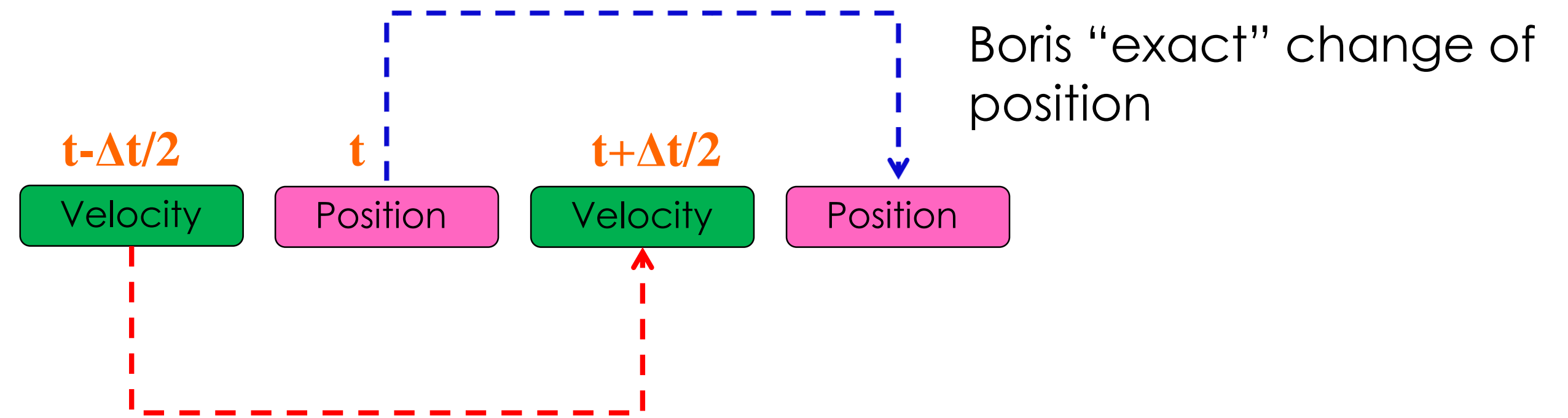
Tokamak cylindrical coordinates (R,Z,φ)



Guiding center trajectories of fast alphas in JET

## Modelling of fast ion trajectories in electromagnetic fields

$$\frac{d^2\mathbf{x}}{dt^2} = \frac{Z_i e}{m} [\mathbf{E} + \mathbf{v} \times \mathbf{B}] \quad \text{Leap-frog algorithm}$$



### Implementation (leap-frog): first velocity estimation

[simplified here by neglecting Larmor orbit correction]

$$\begin{aligned} \mathbf{v}_{N+\frac{1}{2}} &= \mathbf{v}_{N-\frac{1}{2}} + \frac{Z_i e}{m} [\mathbf{E}_N + \mathbf{v}_N \times \mathbf{B}_N] \Delta t \\ &= \mathbf{v}_{N-\frac{1}{2}} + \frac{Z_i e}{m} \left[ \mathbf{E}_N + \frac{\mathbf{v}_{N-\frac{1}{2}} + \mathbf{v}_{N+\frac{1}{2}}}{2} \times \mathbf{B}_N \right] \Delta t \end{aligned}$$

$$\mathbf{v}_{N+\frac{1}{2}} - \mathbf{v}_{N-\frac{1}{2}} = f_\epsilon \left[ 2 \frac{\mathbf{E}}{B} + (\mathbf{v}_{N+\frac{1}{2}} + \mathbf{v}_{N-\frac{1}{2}}) \times \mathbf{b} \right]$$

$$f_\epsilon = \frac{Z_i e B \Delta t}{m} \frac{\Delta t}{2} = \omega_c \frac{\Delta t}{2}$$

$$\Delta t/2 \ll 1/\omega_c \quad \sim 1/(2.1 \cdot 10^8)$$

$$\left. \begin{aligned} \mathbf{v}_+ &= \mathbf{v}_{N+\frac{1}{2}} - f_\epsilon \frac{\mathbf{E}}{B} \\ \mathbf{v}_- &= \mathbf{v}_{N-\frac{1}{2}} + f_\epsilon \frac{\mathbf{E}}{B} \end{aligned} \right\}$$

$$\mathbf{v}_+ - \mathbf{v}_- = f_\epsilon [(\mathbf{v}_+ + \mathbf{v}_-) \times \mathbf{b}]$$

$$\mathbf{b} = \frac{\mathbf{B}}{B}$$

The Boris integration algorithm

$$\mathbf{v}_{N+\frac{1}{2}} - \mathbf{v}_{N-\frac{1}{2}} = f_\epsilon \left[ 2 \frac{\mathbf{E}}{B} + (\mathbf{v}_{N+\frac{1}{2}} + \mathbf{v}_{N-\frac{1}{2}}) \times \mathbf{b} \right] \quad f_\epsilon = \frac{Z_i e B \Delta t}{m} = \omega_c \frac{\Delta t}{2} \quad \mathbf{b} = \frac{\mathbf{B}}{B}$$

$$\mathbf{v}_+ = \mathbf{v}_{N+\frac{1}{2}} - f_\epsilon \frac{\mathbf{E}}{B}$$

$$\mathbf{v}_- = \mathbf{v}_{N-\frac{1}{2}} + f_\epsilon \frac{\mathbf{E}}{B}$$

$$\mathbf{v}_+ - \mathbf{v}_- = f_\epsilon [(\mathbf{v}_+ + \mathbf{v}_-) \times \mathbf{b}]$$

$$[\mathbf{I} - f_\epsilon \mathbb{X}_b] \mathbf{v}_+ = [\mathbf{I} + f_\epsilon \mathbb{X}_b] \mathbf{v}_-$$

$$\mathbf{v}_+ = [\mathbf{I} - f_\epsilon \mathbb{X}_b]^{-1} [\mathbf{I} + f_\epsilon \mathbb{X}_b] \mathbf{v}_-$$

Vector product matrix:

$$\mathbb{X}_b = \frac{1}{B} \begin{pmatrix} 0 & B_\varphi & -B_Z \\ B_\varphi & 0 & B_R \\ B_Z & -B_R & 0 \end{pmatrix}$$

$$[\mathbf{I} - \mathbf{R}\mathcal{U}]^{-1} = \frac{1}{\det(\mathbf{I} - \mathbf{R}\mathcal{U})} \begin{pmatrix} 1 + \mathcal{U}^2 b_x^2 & \mathcal{U} b_z + \mathcal{U}^2 b_x b_y & -\mathcal{U} b_y + \mathcal{U}^2 b_x b_z \\ -\mathcal{U} b_z + \mathcal{U}^2 b_x b_y & 1 + \mathcal{U}^2 b_y^2 & \mathcal{U} b_x + \mathcal{U}^2 b_y b_z \\ \mathcal{U} b_y + \mathcal{U}^2 b_x b_z & -\mathcal{U} b_x + \mathcal{U}^2 b_y b_z & 1 + \mathcal{U}^2 b_z^2 \end{pmatrix}$$

$$\left. \begin{aligned} \mathbf{u} \otimes \mathbf{v} &= \mathbf{u}\mathbf{v}^\top \\ (\mathbf{u} \otimes \mathbf{v})\mathbf{w} &= (\mathbf{v} \cdot \mathbf{w})\mathbf{u} \end{aligned} \right\} \mathbf{b}\mathbf{b}^\top = (\mathbf{b} \cdot \mathbf{v}) \mathbf{b}$$



## The Boris integration algorithm

$$\mathbf{v}_{N+\frac{1}{2}} - \mathbf{v}_{N-\frac{1}{2}} = f_\epsilon \left[ 2 \frac{\mathbf{E}}{B} + (\mathbf{v}_{N+\frac{1}{2}} + \mathbf{v}_{N-\frac{1}{2}}) \times \mathbf{b} \right] \quad f_\epsilon = \frac{Z_i e B \Delta t}{m} = \omega_c \frac{\Delta t}{2} \quad \mathbf{b} = \frac{\mathbf{B}}{B}$$

$$\mathbf{v}_+ = \mathbf{v}_{N+\frac{1}{2}} - f_\epsilon \frac{\mathbf{E}}{B}$$

$$\mathbf{v}_- = \mathbf{v}_{N-\frac{1}{2}} + f_\epsilon \frac{\mathbf{E}}{B}$$

$$\left. \begin{array}{l} \mathbf{v}_+ - \mathbf{v}_- = f_\epsilon [(\mathbf{v}_+ + \mathbf{v}_-) \times \mathbf{b}] \\ [\mathbb{I} - f_\epsilon \mathbb{X}_b] \mathbf{v}_+ = [\mathbb{I} + f_\epsilon \mathbb{X}_b] \mathbf{v}_- \end{array} \right\}$$

$$[\mathbb{I} - f_\epsilon \mathbb{X}_b] \mathbf{v}_+ = [\mathbb{I} + f_\epsilon \mathbb{X}_b] \mathbf{v}_-$$

$$\mathbf{v}_+ = [\mathbb{I} - f_\epsilon \mathbb{X}_b]^{-1} [\mathbb{I} + f_\epsilon \mathbb{X}_b] \mathbf{v}_-$$

$$[\mathbb{I} - f_\epsilon \mathbb{X}_b]^{-1} = [\mathbb{I} + f_\epsilon^2 \mathbf{b} \mathbf{b}^\top + f_\epsilon \mathbb{X}_b] / (1 + f_\epsilon^2)$$

$$\mathbf{v}_+ = \frac{1}{1 + f_\epsilon^2} [\mathbb{I} + f_\epsilon^2 \mathbf{b} \mathbf{b}^\top + f_\epsilon \mathbb{X}_b] [\mathbb{I} + f_\epsilon \mathbb{X}_b] \mathbf{v}_-$$

Vector product matrix:

$$\mathbb{X}_b = \frac{1}{B} \begin{pmatrix} 0 & B_\varphi & -B_Z \\ B_\varphi & 0 & B_R \\ B_Z & -B_R & 0 \end{pmatrix}$$

$$\mathbb{X}_b^2 = -\mathbb{I}$$

## The Boris integration algorithm

$$\mathbf{v}_{N+\frac{1}{2}} - \mathbf{v}_{N-\frac{1}{2}} = f_\epsilon \left[ 2 \frac{\mathbf{E}}{B} + (\mathbf{v}_{N+\frac{1}{2}} + \mathbf{v}_{N-\frac{1}{2}}) \times \mathbf{b} \right] \quad f_\epsilon = \frac{Z_i e B \Delta t}{m} = \omega_c \frac{\Delta t}{2} \quad \mathbf{b} = \frac{\mathbf{B}}{B}$$

$$\mathbf{v}_+ = \mathbf{v}_{N+\frac{1}{2}} - f_\epsilon \frac{\mathbf{E}}{B}$$

$$\mathbf{v}_- = \mathbf{v}_{N-\frac{1}{2}} + f_\epsilon \frac{\mathbf{E}}{B}$$

$$\mathbf{v}_+ - \mathbf{v}_- = f_\epsilon [(\mathbf{v}_+ + \mathbf{v}_-) \times \mathbf{b}]$$

$$\mathbf{v}_+ = \frac{1}{1 + f_\epsilon^2} [\mathbb{I} + f_\epsilon^2 \mathbf{b} \mathbf{b}^\top + f_\epsilon \mathbb{X}_b] [\mathbb{I} + f_\epsilon \mathbb{X}_b] \mathbf{v}_-$$

$$\mathbf{v}_+ = \frac{1}{1 + f_\epsilon^2} [\mathbb{I} + 2f_\epsilon \mathbb{X}_b + 2f_\epsilon^2 \mathbf{b} \mathbf{b}^\top + f_\epsilon^2 \mathbb{X}_b^2 + f_\epsilon^3 \mathbf{b} \mathbf{b}^\top \mathbb{X}_b] \mathbf{v}_-$$

$$\mathbf{v}_+ = \frac{1}{1 + f_\epsilon^2} [\mathbb{I} + 2f_\epsilon \mathbb{X}_b + 2f_\epsilon^2 \mathbf{b} \mathbf{b}^\top + (2f_\epsilon^2 - f_\epsilon^2) \mathbb{X}_b^2 + f_\epsilon^3 \mathbf{b} \mathbf{b}^\top \mathbb{X}_b] \mathbf{v}_-$$

$$\mathbf{v}_+ = \frac{1}{1 + f_\epsilon^2} [(\mathbb{I} + f_\epsilon^2) + 2f_\epsilon \mathbb{X}_b + 2f_\epsilon^2 \mathbf{b} \mathbf{b}^\top - 2f_\epsilon^2 \mathbb{I} + f_\epsilon^3 \mathbf{b} \mathbf{b}^\top \mathbb{X}_b] \mathbf{v}_-$$

$$\mathbf{v}_+ \simeq \left[ \mathbb{I} + \frac{2f_\epsilon}{1 + f_\epsilon^2} (\mathbb{X}_b - f_\epsilon \mathbb{I} + f_\epsilon \mathbf{b} \mathbf{b}^\top) \right] \mathbf{v}_-$$

Vector product matrix:

$$\mathbb{X}_b = \frac{1}{B} \begin{pmatrix} 0 & B_\varphi & -B_Z \\ B_\varphi & 0 & B_R \\ B_Z & -B_R & 0 \end{pmatrix}$$

$$\mathbb{X}_b^2 = -\mathbb{I}$$

 Neglecting terms of order  $f^3$

## The Boris integration algorithm

$$\mathbf{v}_{N+\frac{1}{2}} - \mathbf{v}_{N-\frac{1}{2}} = f_\epsilon \left[ 2\frac{\mathbf{E}}{B} + (\mathbf{v}_{N+\frac{1}{2}} + \mathbf{v}_{N-\frac{1}{2}}) \times \mathbf{b} \right] \quad f_\epsilon = \frac{Z_i e B \Delta t}{m} = \omega_c \frac{\Delta t}{2} \quad \mathbf{b} = \frac{\mathbf{B}}{B}$$

Vector product matrix:

$$\mathbf{v}_+ = \mathbf{v}_{N+\frac{1}{2}} - f_\epsilon \frac{\mathbf{E}}{B}$$

$$\mathbf{v}_- = \mathbf{v}_{N-\frac{1}{2}} + f_\epsilon \frac{\mathbf{E}}{B}$$

$$\mathbf{v}_+ - \mathbf{v}_- = f_\epsilon [(\mathbf{v}_+ + \mathbf{v}_-) \times \mathbf{b}]$$

$$\mathbf{v}_+ \simeq \left[ \mathbb{I} + \frac{2f_\epsilon}{1 + f_\epsilon^2} (\mathbb{X}_b - f_\epsilon \mathbb{I} + f_\epsilon \mathbf{b} \mathbf{b}^\top) \right] \mathbf{v}_-$$

$$\mathbb{X}_b = \frac{1}{B} \begin{pmatrix} 0 & B_\varphi & -B_Z \\ B_\varphi & 0 & B_R \\ B_Z & -B_R & 0 \end{pmatrix}$$

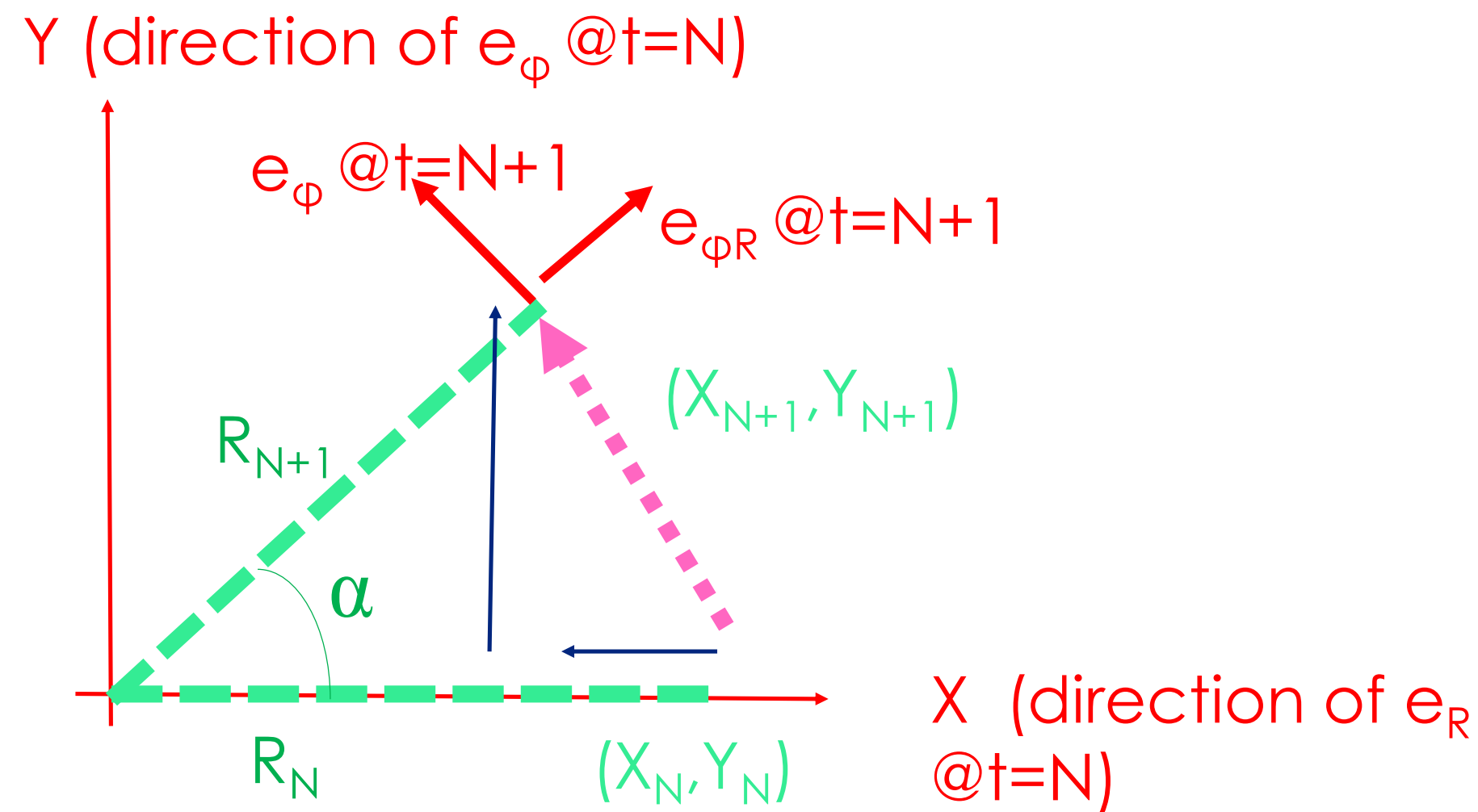
$$\mathbf{v}_+ \simeq \left[ \mathbb{I} + \frac{2f_\epsilon}{1 + f_\epsilon^2} \mathbb{M} \right] \mathbf{v}_-$$

$$\tilde{\mathbf{v}}_{N+\frac{1}{2}} \simeq \left[ \mathbb{I} + \frac{2f_\epsilon}{1 + f_\epsilon^2} \mathbb{M} \right] (\mathbf{v}_{N-\frac{1}{2}} + f_\epsilon \mathbf{E}/B) + f_\epsilon \mathbf{E}/B$$

This is the evolution of velocity in the referential given by unit vectors at  $t=N$

## The Boris integration algorithm

Boris algorithm: **Evolving position**  
**In cylindrical coordinates means we need to move the coordinate system at each time step!**



$$X_{N+1} = R_{N+1} \tilde{v}_{X_{N+1/2}} \Delta t$$

$$Y_{N+1} = \tilde{v}_{\phi_{N+1/2}} \Delta t$$

$$R_{N+1} = \sqrt{X_{N+1}^2 + Y_{N+1}^2}$$

$$\phi_{N+1} = \phi_N + \alpha$$

$$\alpha = \arcsin\left(\frac{Y_{N+1}}{R_{N+1}}\right)$$

$$v_{R_{N+1/2}} = \cos(\alpha) \tilde{v}_{R_{N+1/2}} + \sin(\alpha) \tilde{v}_{\phi_{N+1/2}}$$

$$v_{\phi_{N+1/2}} = -\sin(\alpha) \tilde{v}_{R_{N+1/2}} + \cos(\alpha) \tilde{v}_{\phi_{N+1/2}}$$

Rotation of angle  $\alpha$   
to express the  
vector velocity in  
the new  
coordinates

## Performances of integration scheme

Precision strongly depends on the quality of the underlying map for the poloidal flux  $\psi$

When there are no collisions, 3D fields or Electric field,  $p_\varphi$  is conserved

we define the canonical linear momentum as:

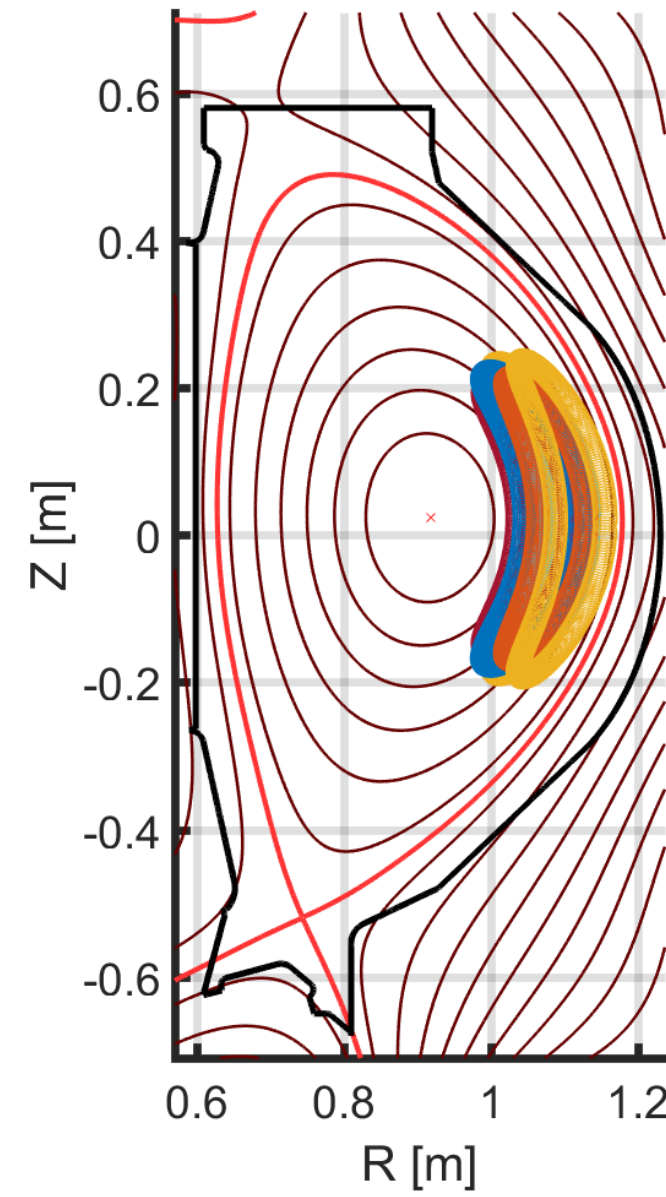
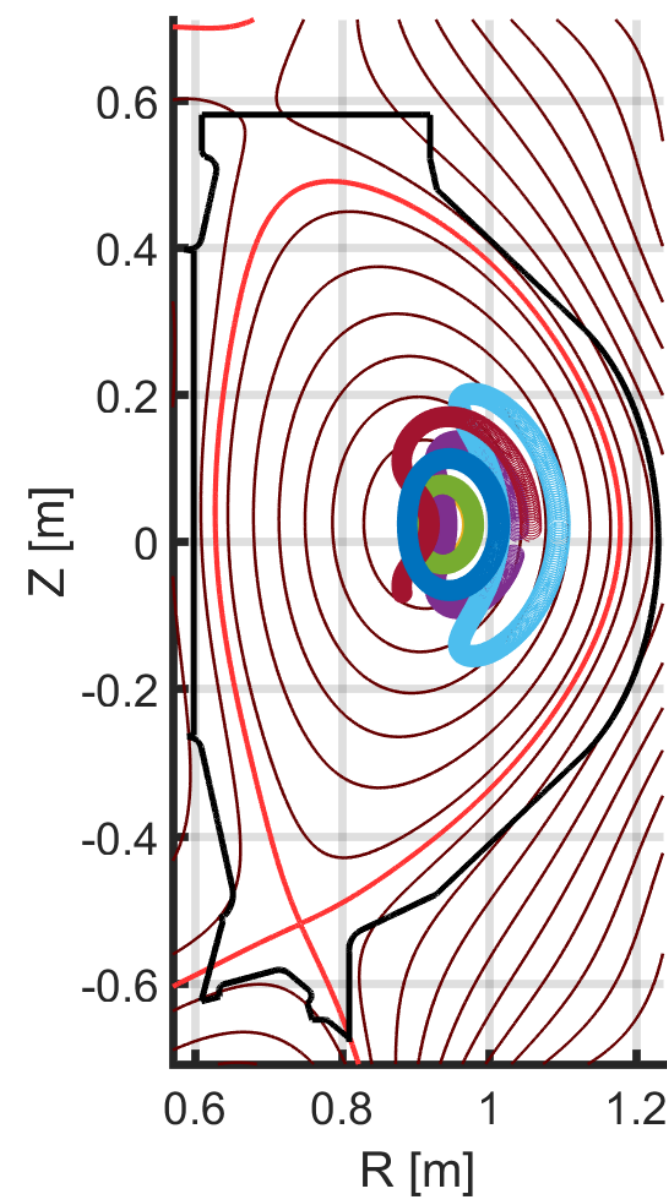
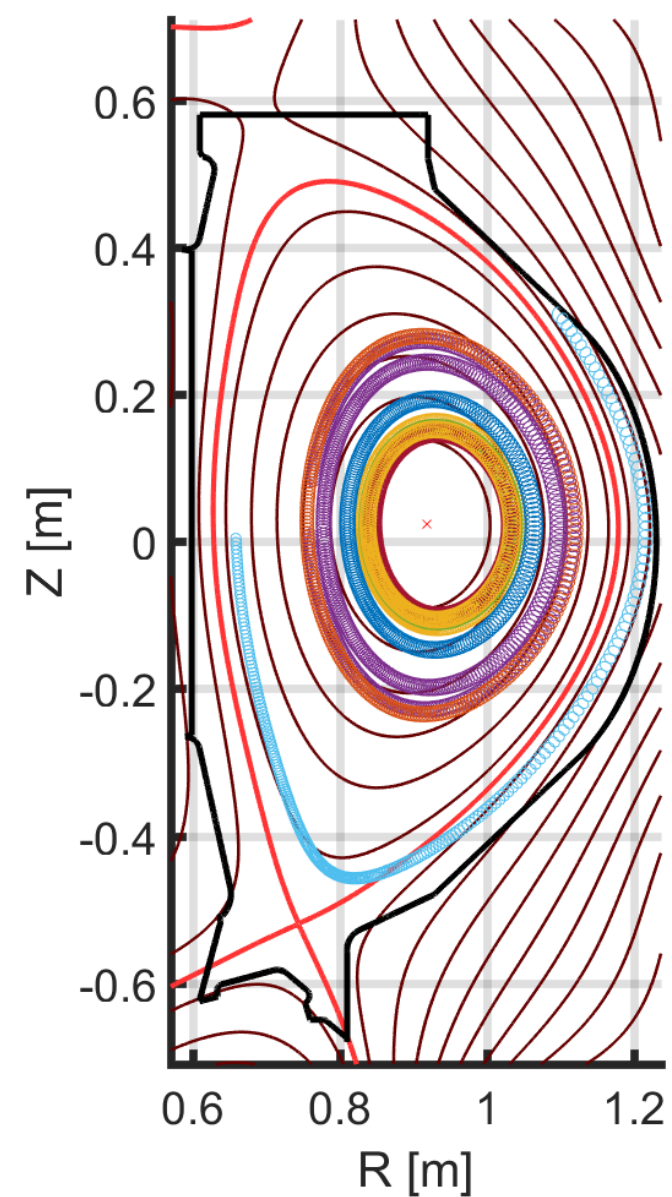
$$\mathbf{P} = m\mathbf{v} + Z_i e \mathbf{A},$$

$$\frac{1}{Z_i e} \frac{d\mathbf{P}}{dt} = \nabla(\mathbf{v} \cdot \mathbf{A} - \Phi)$$

$$\frac{1}{Z_i e} \frac{dp_\varphi}{dt} = \frac{\partial A_R}{\partial \varphi} v_R + \frac{\partial A_Z}{\partial \varphi} v_Z + \frac{\partial A_\varphi}{\partial \varphi} v_\varphi - \frac{\partial \Phi}{\partial \varphi}$$

$$p_\varphi = m_f R v_\varphi - (Z_f e)(\psi_0 + \psi_1)$$

$p_\varphi$  is the toroidal canonical angular momentum



Trajectories of 80keV ions deposited in the mid-plane with map  $\psi(R,Z) \sim 1200 \times 2400$

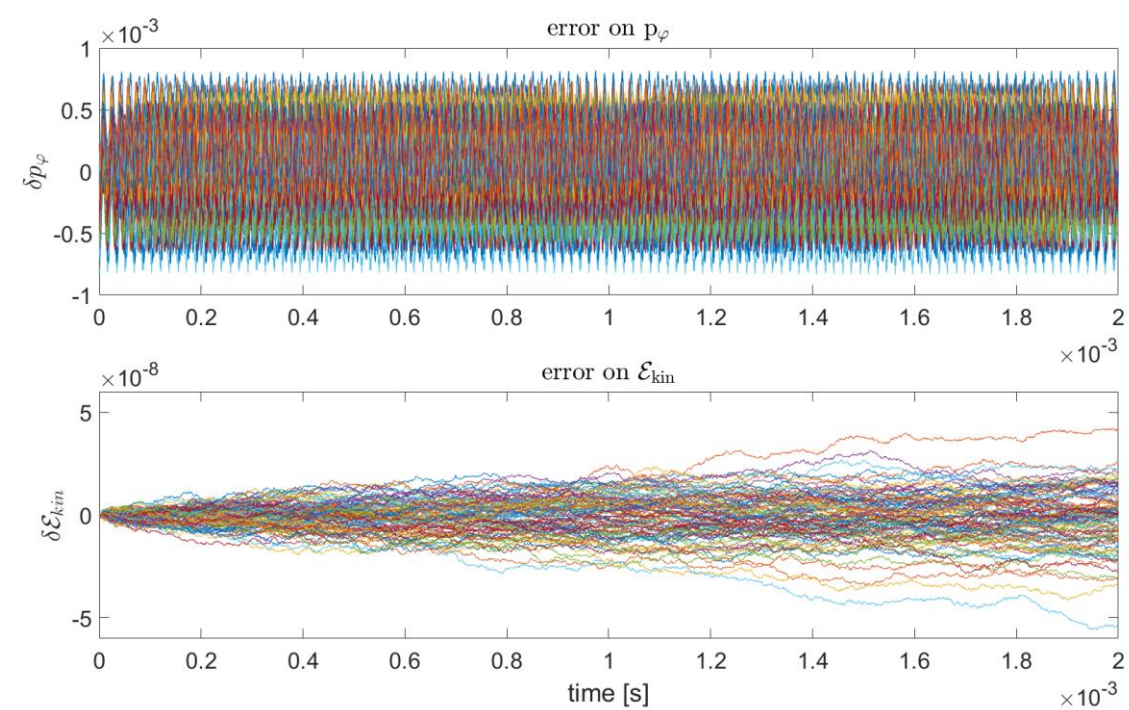
F. Jaulmes et al 2021 Nucl. Fusion 61 046012

## Performances of integration scheme

Precision strongly depends on the quality of the underlying map for the poloidal flux  $\psi$   
**Of course decreasing time step size can influence the precision, down to some value when the grid precision dominates**

2 ms simulations of collisionless trajectories [80 keV ions]

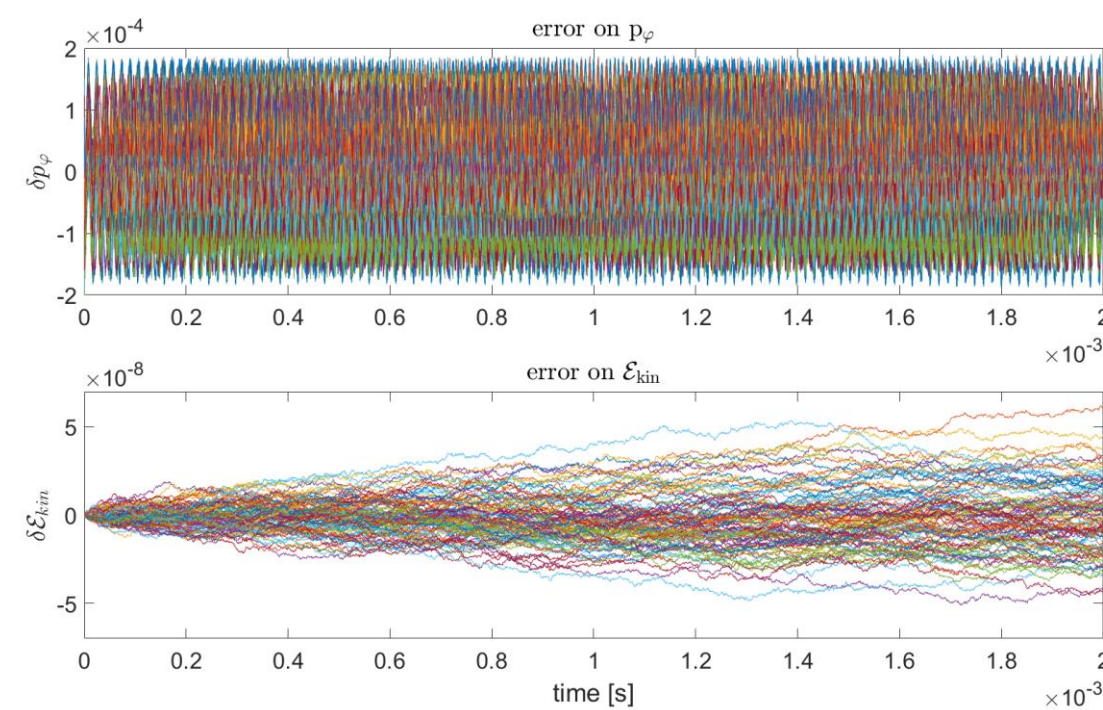
$\delta t = 10^{-9}$  s



$$\delta p_\phi = 8 \cdot 10^{-4}$$

$$\delta E_{\text{kin}} = 4 \cdot 10^{-8} \text{ eV}$$

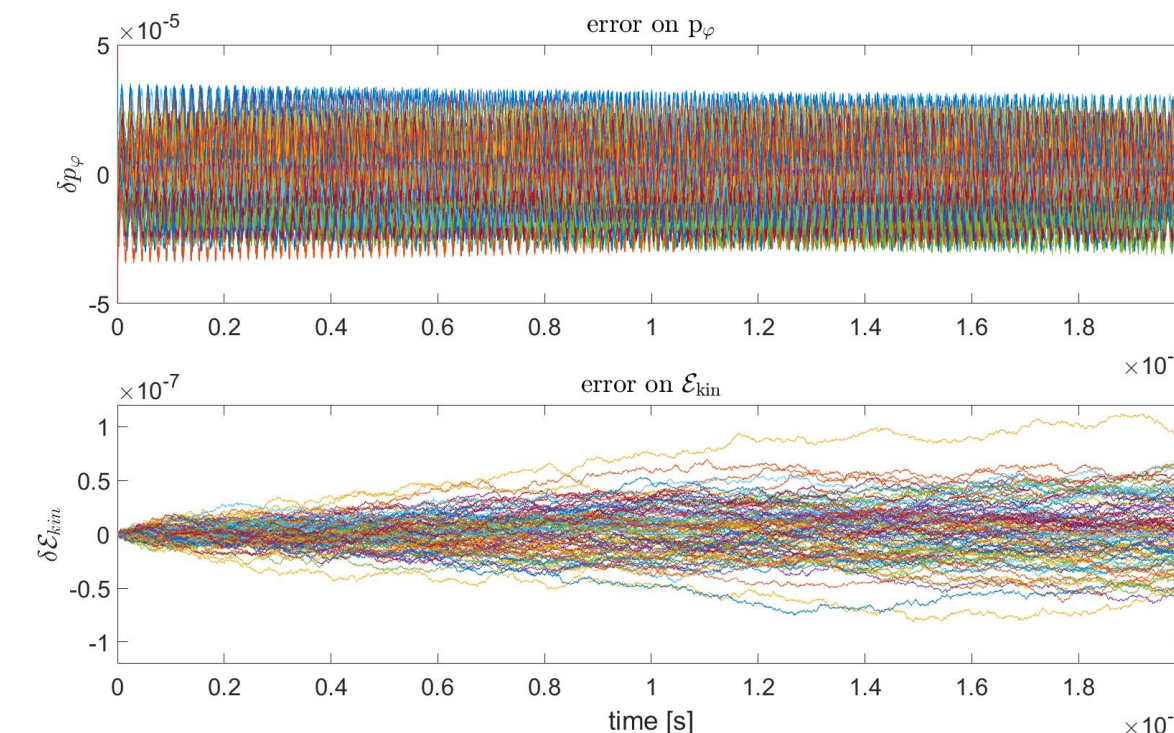
$\delta t = 0.5 \cdot 10^{-9}$  s



$$\delta p_\phi = 2 \cdot 10^{-4}$$

$$\delta E_{\text{kin}} = 7 \cdot 10^{-8} \text{ eV}$$

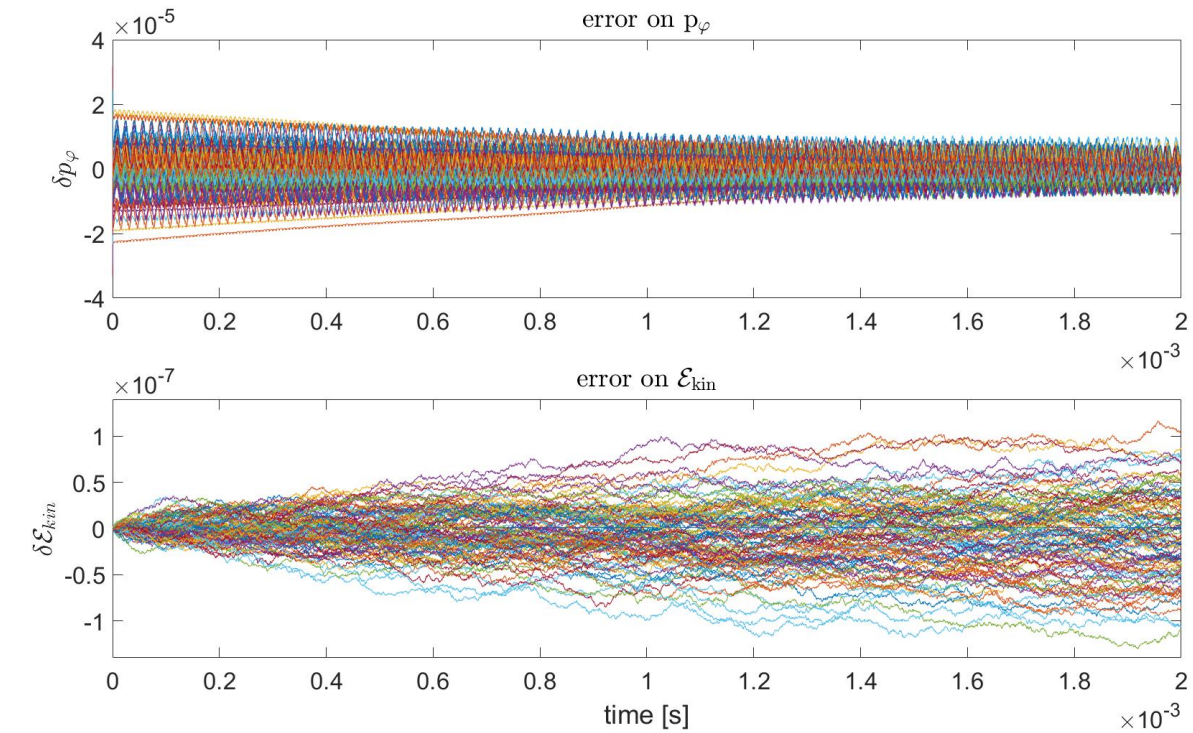
$\delta t = 0.2 \cdot 10^{-9}$  s



$$\delta p_\phi = 4 \cdot 10^{-5}$$

$$\delta E_{\text{kin}} = 11 \cdot 10^{-8} \text{ eV}$$

$\delta t = 0.1 \cdot 10^{-9}$  s



$$\delta p_\phi = 2 \cdot 10^{-5}$$

$$\delta E_{\text{kin}} = 14 \cdot 10^{-8} \text{ eV}$$

Cumulated error of  $\sim 10^{-5}$  / ms on  $p_\phi$

## The Boris integration algorithm

Boris algorithm: **Adjusting time step to match the cyclotron frequency**

**[optional]**

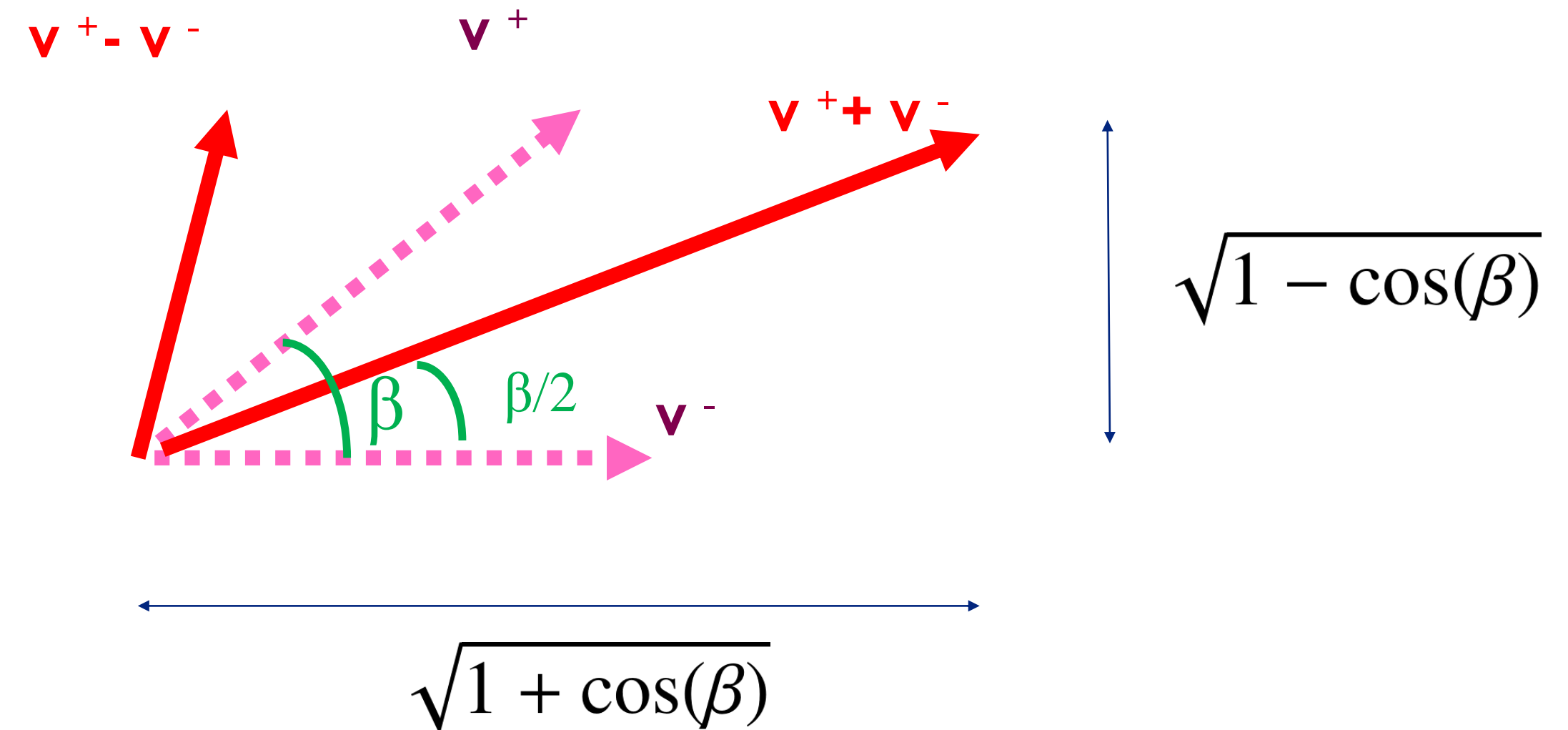
Inaccuracy arising on long simulations due to the Larmor orbit?

$$\mathbf{v}_+ - \mathbf{v}_- = f_\epsilon [(\mathbf{v}_+ + \mathbf{v}_-) \times \mathbf{b}]$$

This rotation  $\beta$  is given by the equation:

$$\frac{|\mathbf{v}_+^\perp - \mathbf{v}_-^\perp|}{|\mathbf{v}_+^\perp + \mathbf{v}_-^\perp|} = |\tan(\beta/2)| = f_\epsilon$$

$\beta$  should be  $\omega_c \Delta t$ ,  $\dashrightarrow$   $f_\epsilon = \tan\left(\frac{Z_i e B \Delta t}{m \cdot 2}\right) = \tan\left(\omega_c \frac{\Delta t}{2}\right)$



S. Parker and C. Birdsall, "Numerical error in electron orbits with large  $\omega_c \Delta t$ "  
 Journal of Computational Physics, vol. 97, 91-102 (1991).  
<http://linkinghub.elsevier.com/retrieve/pii/002199919190040R>

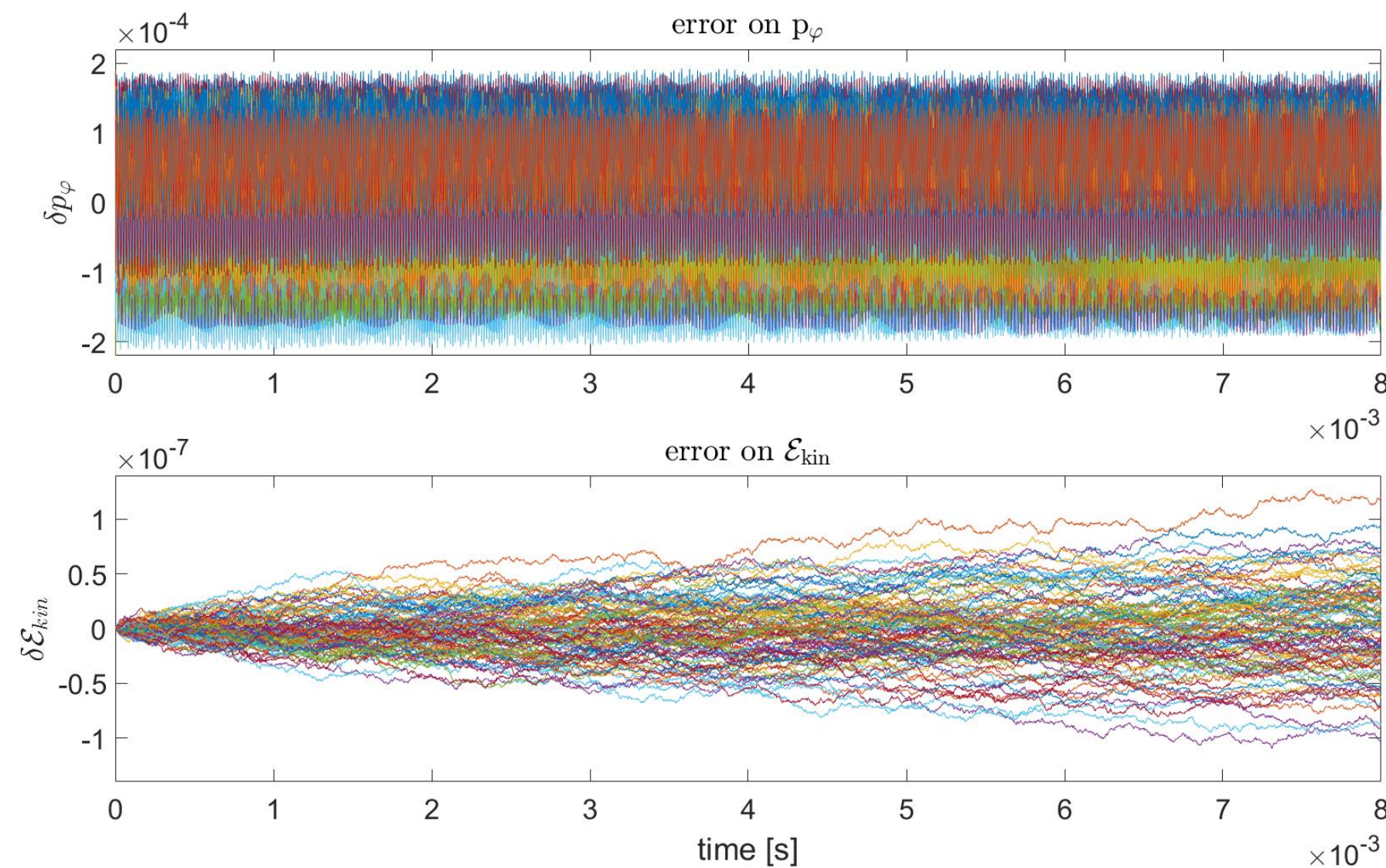
## The Boris integration algorithm

Boris algorithm: **Adjusting time step to match the cyclotron frequency**

**[optional]**

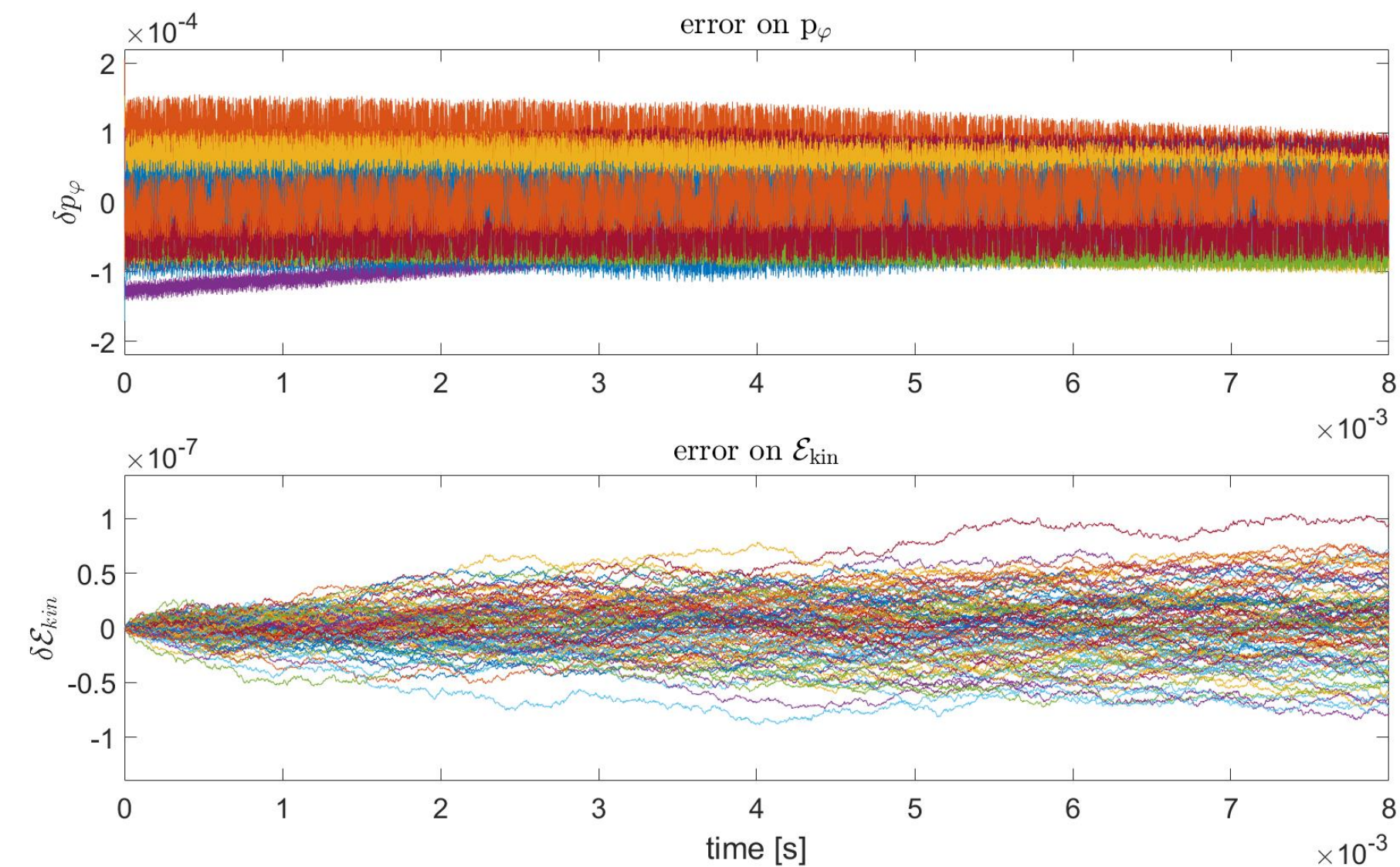
$$f_\epsilon = \frac{Z_i e B \Delta t}{m} = \omega_c \frac{\Delta t}{2} \quad \text{---} \rightarrow \quad f_\epsilon = \tan\left(\frac{Z_i e B \Delta t}{m}\right) = \tan\left(\omega_c \frac{\Delta t}{2}\right) \quad \delta t = 0.5 \cdot 10^{-9} \text{ s}$$

**With Larmor orbit correction**



Larger periodic excursions on  $p_\phi$

**Without Larmor orbit correction**



Cumulated error appears on  $p_\phi$



# Overview of this lecture

- What is the NBI [Neutral Beam Injector]
- Modelling particle orbits in tokamaks
- **Coulomb Collisions and slowing down distribution**
- **Application: modelling of fast neutrons generation in COMPASS Upgrade**

# Coulomb collisions: principles

Fast ion collisions: NBI D ion against thermal electrons and ions (D):

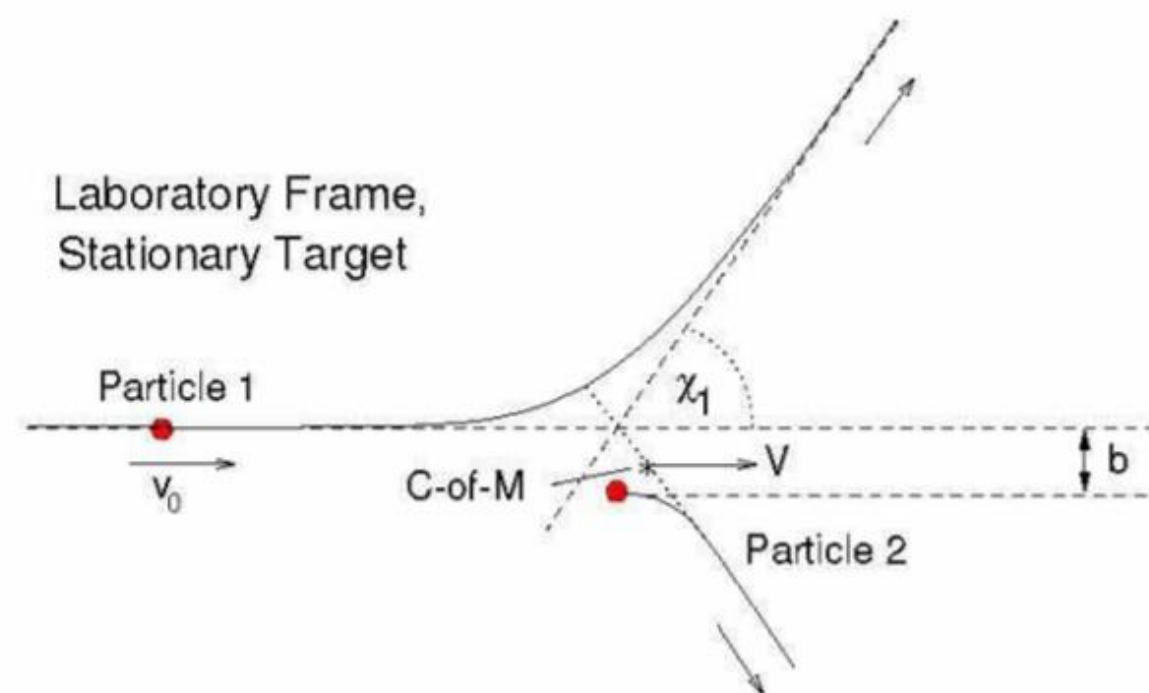
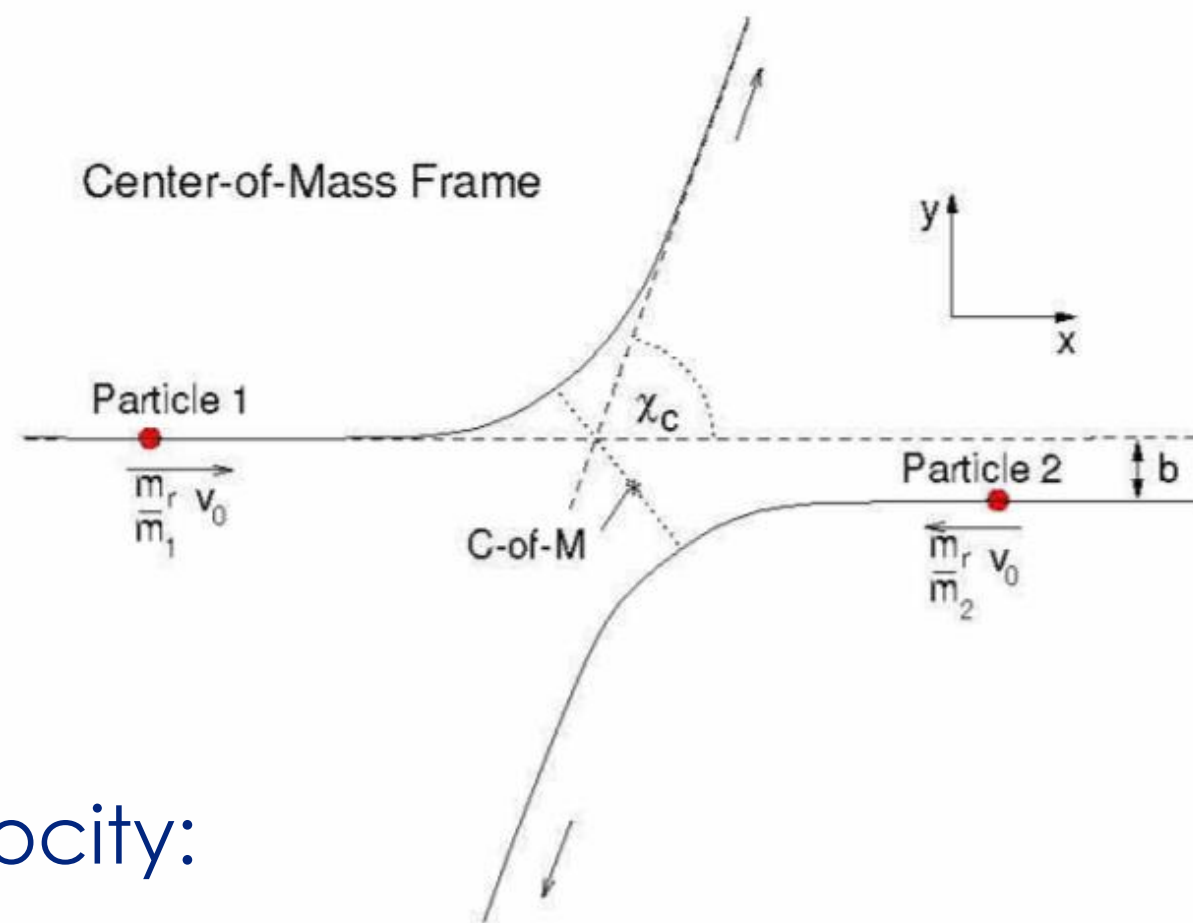
[PP&FE – J. Freidberg pp. 201-203]

Collision:

$$m_r = \frac{m_1 m_2}{m_1 + m_2}$$

Center of mass frame velocity:

$$\mathbf{V} = \frac{m_1 \mathbf{v}_1 + m_2 \mathbf{v}_2}{m_1 + m_2}$$



$$\frac{dp_{x1}}{dt} = -v_{12} p_{x1}$$

$$\frac{d\mathcal{E}_1}{dt} = -v_{12} \frac{2m_1}{m_1 + m_2} \mathcal{E}_1$$

time step =  $10^{-9}$  s  
 time simulated = 20 ms ( $2\tau_s$ )  
 Collision time step =  $10^{-8}$  s ( $2\tau_{ci}$ )

$$\frac{dv_1}{dt} = -v_{12} \frac{m_1}{m_1 + m_2} v_1$$

See : <https://ocw.mit.edu/courses/nuclear-engineering/22-611j-introduction-to-plasma-physics-i-fall-2006/readings/chap3.pdf>

# Overall loss: fast beam D against background e and i

$$v_{be} \simeq \left( \frac{1}{4\pi} \frac{e^4 n_e}{\epsilon_0^2 m_D m_e} \ln \Lambda \right) \frac{1}{v_b^3 + 1.33 v_{the}^3}$$

$$v_{bi} \simeq \left( \frac{1}{2\pi} \frac{e^4 n_i}{\epsilon_0^2 m_D^2} \ln \Lambda \right) \frac{1}{v_b^3 + 1.33 v_{thi}^3}$$

momentum

$$v_{be} \simeq \left( \frac{1}{4\pi} \frac{e^4 n_e}{\epsilon_0^2 m_D m_e} \ln \Lambda \right) \frac{1}{v_b^3 + 1.33 v_{the}^3}$$

$$v_{bi} \simeq \left( \frac{1}{4\pi} \frac{e^4 n_i}{\epsilon_0^2 m_D^2} \ln \Lambda \right) \frac{1}{v_b^3 + 1.33 v_{thi}^3}$$

norm of velocity

Equating loss rates on e and i:

$$v_c^3 \simeq 1.33 \frac{n_i m_e}{n_e m_D} v_{the}^3$$

$$\mathcal{E}_c \simeq \left( 1.33 \frac{n_i}{n_e} \right)^{2/3} \left( \frac{m_D}{m_e} \right)^{1/3} T_e \simeq 18.66 T_e$$

Over-simplified view of things: we need to account for

- random distributions
- pitch angle scattering

# Stochastization of the losses: variance in velocity norm

Fokker-Planck equation: collision term

$$\frac{\partial f}{\partial t} + \mathbf{v} \cdot \frac{\partial f}{\partial \mathbf{x}} + \frac{e_j}{m_j} (\mathbf{E} + \mathbf{v} \times \mathbf{B}) \cdot \frac{\partial f}{\partial \mathbf{v}} = \left( \frac{\partial f}{\partial t} \right)_c$$

Tokamaks, 3<sup>rd</sup> edition  
J. Wesson

$$\left( \frac{\partial f}{\partial t} \right)_c = \frac{f(\mathbf{x}, \mathbf{v}, t + \Delta t) - f(\mathbf{x}, \mathbf{v}, t)}{\Delta t}$$

$$\left( \frac{\partial f}{\partial t} \right)_c = - \sum_{\alpha} \frac{\partial}{\partial v_{\alpha}} (\langle \Delta v_{\alpha} \rangle f) + \frac{1}{2} \sum_{\alpha, \beta} \frac{\partial^2}{\partial v_{\alpha} \partial v_{\beta}} (\langle \Delta v_{\alpha} \Delta v_{\beta} \rangle f)$$

The quantity  $\langle \Delta v_{\alpha} \rangle$  is called the coefficient of dynamic friction and  $\langle \Delta v_{\alpha} \Delta v_{\beta} \rangle$  the diffusion tensor.

Averaging on gyrophase  $\Phi$

The *drift kinetic equation* is an equation for the gyro-averaged distribution function

$$\bar{f} = \frac{1}{2\pi} \int f \, d\phi,$$

$$\frac{\partial \bar{f}}{\partial t} + \mathbf{v}_g \cdot \nabla \bar{f} + \left[ e_j \mathbf{E} \cdot \mathbf{v}_g + \mu \frac{\partial B}{\partial t} \right] \frac{\partial \bar{f}}{\partial K} = \left( \frac{\partial \bar{f}}{\partial t} \right)_c,$$

$$\mathbf{v}_g = v_{\parallel} \mathbf{b} + \frac{\mathbf{E} \times \mathbf{B}}{B^2} + \frac{v_{\parallel}^2 \mathbf{b} \times (\mathbf{b} \cdot \nabla) \mathbf{b} + \mu \mathbf{b} \times \nabla B}{\omega_{cJ}}$$

where  $\mathbf{b} = \mathbf{B}/|\mathbf{B}|$  and  $\omega_{cJ} = e_j B/m_j$ .

$$\left( \frac{\partial f}{\partial t} \right)_c = \sum_j \frac{e^2 Z^2 Z_j^2 \ln \Lambda}{8\pi \epsilon_0^2 m} \times \frac{\partial}{\partial v_{\alpha}} \int \left( \frac{f_j(\mathbf{v}_j)}{m} \frac{\partial f(\mathbf{v})}{\partial v_{\beta}} - \frac{f(\mathbf{v})}{m_j} \frac{\partial f_j(\mathbf{v}_j)}{\partial v_{j\beta}} \right) u_{\alpha\beta} \, d\mathbf{v}_j$$

where

$$\mathbf{u} = \mathbf{v} - \mathbf{v}_j \quad \text{and} \quad u_{\alpha\beta} = \frac{u^2 \delta_{\alpha\beta} - u_{\alpha} u_{\beta}}{u^3}$$

# Stochastization of the losses: variance in velocity norm

We admit: Fokker Plank equation for fast ion  $v_i < v < v_e$

$$\frac{\partial f}{\partial t} \Big|_c = \frac{1}{\tau_s v^2} \frac{\partial}{\partial v} (v^3 + v_c^3) f + \frac{1}{\tau_s v^2} \frac{\partial}{\partial v} \left( \frac{v^2 T_e}{m_b} + \frac{v_c^3 T_i}{m_b v} \right) \frac{\partial f}{\partial v} + \frac{v_{ii}}{2} \frac{\partial}{\partial \xi} (1 - \xi^2) \frac{\partial}{\partial \xi} f,$$

$$= \frac{1}{\tau_s v^2} \frac{\partial}{\partial v} [(v^3 + v_c^3) f] + \frac{\beta v_c^3}{\tau_s v^3} \frac{\partial}{\partial \xi} (1 - \xi^2) \frac{\partial f}{\partial \xi} + \frac{1}{\tau_s v^2} \frac{\partial}{\partial v} \left[ \left( \frac{T_e}{m_{fi}} v^2 + \frac{T_i v_c^3}{m_{fi} v} \right) \frac{\partial f}{\partial v} \right]$$

$$\tau_s = 6.32 \cdot 10^8 \cdot \frac{A_{fi}}{Z_{fi}^2 \ln \Lambda_e} \cdot \frac{(T_e [\text{eV}])^{3/2}}{n_e [\text{cm}^{-3}]} \text{ s}$$

$$\tau_s = (1/v_{be})_{v=0}$$

$$v_c = 5.33 \cdot 10^4 \cdot \sqrt{T_e [\text{eV}]} \cdot \left\langle \frac{Z_i^2}{A_i} \right\rangle^{1/3} \text{ m/s}$$

$$\beta = \frac{\langle Z_i^2 \rangle}{2 \langle \frac{Z_i^2}{A_i} \rangle A_{fi}}, \quad \left\langle \frac{Z_i^2}{A_i} \right\rangle = \frac{\sum_i n_i (Z_i^2 / A_i) \ln \Lambda_i}{n_e \ln \Lambda_e}, \quad \langle Z_i^2 \rangle = \frac{\sum_i n_i Z_i^2 \ln \Lambda_i}{n_e \ln \Lambda_e}$$

Taking  $f = \delta(v - v_0) \delta(\xi - \xi_0)$ ,

$$\longrightarrow v' = v_0 - \delta t \left[ \frac{v_0}{\tau_s} (1 - 2T_e/m_b v_0^2) + \frac{v_c^3}{v_0^2 \tau_s} (1 + T_i/m_b v_0^2) \right],$$

Evolution of norm of velocity during  $\delta t$

New Techniques for Calculating Heat and Particle Source Rates due to Neutral Beam Injection in Axisymmetric Tokamaks,  
R.J. Goldston et al., J. Comp. Phys. 43 (1981) 61

# Stochastization of the losses: variance in velocity norm

Fokker Plank equation for fast ion  $v_i < v < v_e$

$$v' = v_0 - \delta t \left[ \frac{v_0}{\tau_s} (1 - 2T_e/m_b v_0^2) + \frac{v_c^3}{v_0^2 \tau_s} (1 + T_i/m_b v_0^2) \right],$$

$$\langle \Delta v^2 \rangle = \langle (v' - v)^2 \rangle = \langle (v')^2 + v^2 - 2vv' \rangle = \langle (v')^2 + v^2 - 2v(v + \delta t \langle \partial v / \partial t \rangle) \rangle$$

$$\langle \Delta v^2 \rangle = \langle (v')^2 - v^2 - 2v(\delta t \langle \partial v / \partial t \rangle) \rangle$$

$$\langle \Delta v^2 \rangle = \delta t \left( \langle \partial v^2 / \partial t \rangle - 2v \langle \partial v / \partial t \rangle \right)$$

Taking  $f = \delta(v - v_0) \delta(\zeta - \zeta_0)$ , we arrive at

$$\langle \partial v / \partial t \rangle = -\frac{v}{\tau_s} (1 - 2T_e/m_b v^2) - \frac{v_c^3}{v^2 \tau_s} (1 + T_i/m_b v^2),$$

$$\langle \partial v^2 / \partial t \rangle = \frac{\int (\partial f / \partial t)_c v^4 dv d\xi}{\int f v^2 dv d\xi} \quad \text{and} \quad \langle \partial v / \partial t \rangle = \frac{\int (\partial f / \partial t)_c v^3 dv d\xi}{\int f v^2 dv d\xi}$$

$$\langle \Delta v^2 \rangle = \frac{2\Delta t}{\tau_s} \left( \frac{T_e}{m_D} + \frac{v_C^3}{v^3} \frac{T_i}{m_D} \right) \quad \tau_s = (1/\nu_{be})_{v=0}$$

$$\frac{\partial f}{\partial t} \Big|_c = \frac{1}{\tau_s v^2} \frac{\partial}{\partial v} (v^3 + v_c^3) f + \frac{1}{\tau_s v^2} \frac{\partial}{\partial v} \left( \frac{v^2 T_e}{m_b} + \frac{v_c^3 T_i}{m_b v} \right) \frac{\partial f}{\partial v}$$

The standard deviation will scale as square root of this.  
For consistency, we use the critical energy related to “norm of velocity” loss rates, not momentum loss rates.

# Pitch angle scattering

Diffusion in the perpendicular plane (often called  $\sigma_{\theta_0}$  or  $\sigma$ ) :

See: <https://ocw.mit.edu/courses/nuclear-engineering/22-611j-introduction-to-plasma-physics-i-fall-2006/readings/chap3.pdf>

$$\sigma_{12} = \frac{2m_2}{m_1 + m_2} v_{12}$$

$$\sigma_{be} = \frac{2m_e}{m_D + m_e} v_{be} \simeq 0$$

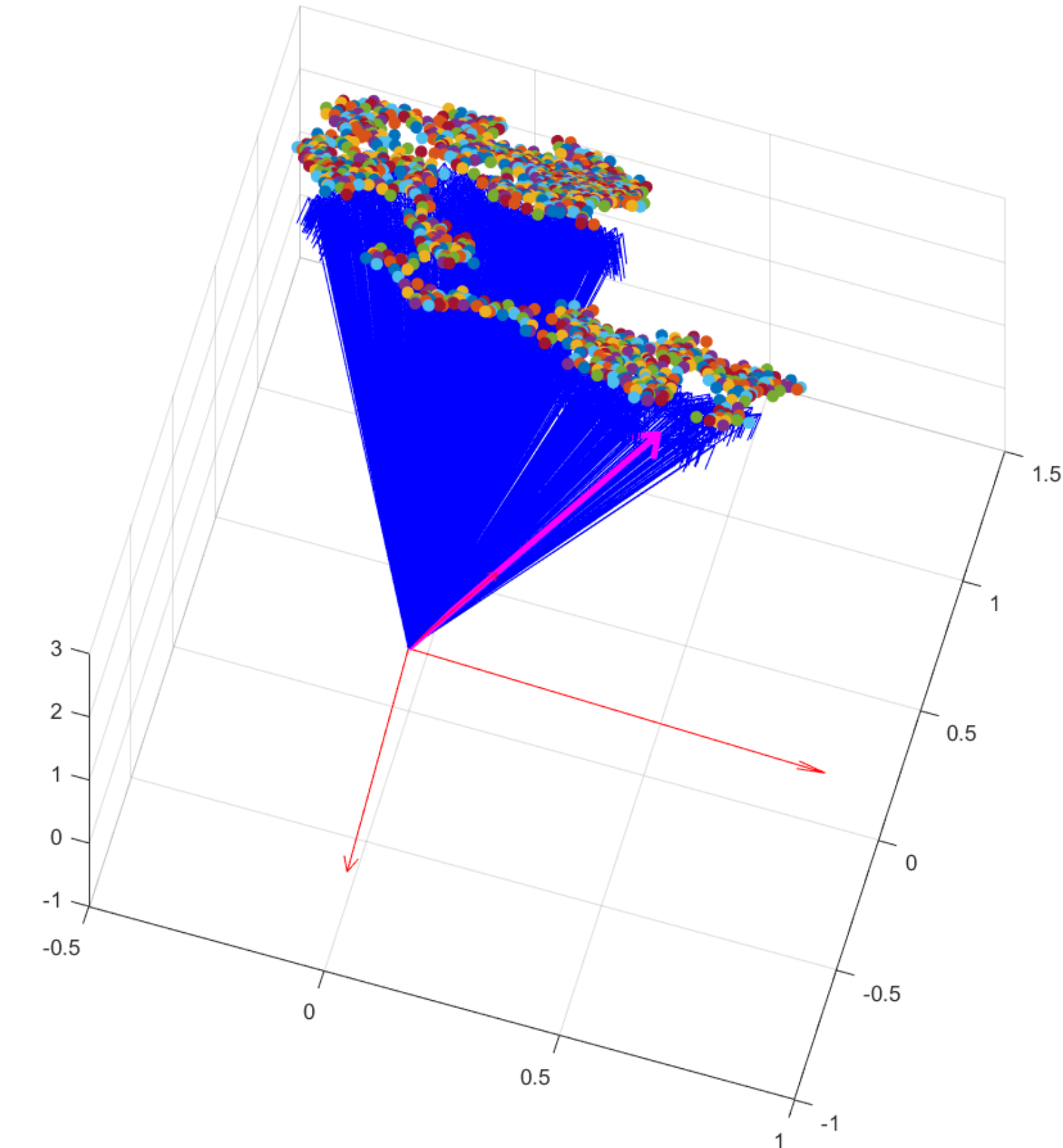
$$\sigma_{bi} = \frac{2m_D}{m_D + m_D} v_{bi} = v_{bi}$$

Close value

See: F. Jaulmes et al 2021 Nucl. Fusion 61 046012

$$\delta\Omega = \mathcal{N}(1, 1) \frac{\pi}{2} \sqrt{(\delta t) \nu_{\perp i}}$$

Random walk process



J.D. Callen. Draft Material for Fundamentals of Plasma Physics book, 2006.  
[homepages.cae.wisc.edu/~callen/chap2.pdf](http://homepages.cae.wisc.edu/~callen/chap2.pdf).

# Full-orbit simulations with the EBdyna code allow to obtain description of NBI in space and velocity space

F. Jaulmes et al 2021 Nucl. Fusion 61 046012

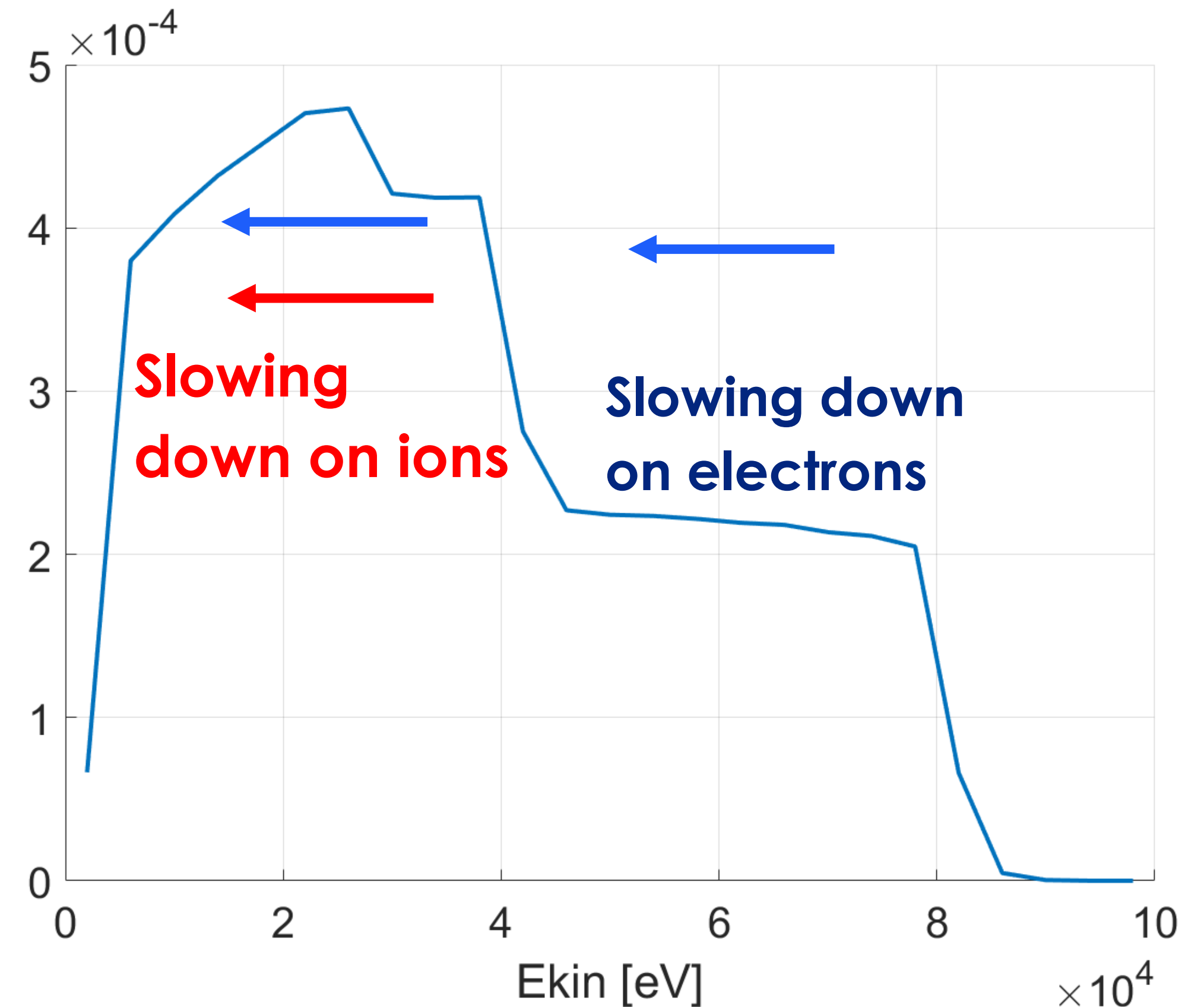
Scenario	Bt [T]	I <sub>p</sub> [MA]	n <sub>e</sub> [10 <sup>20</sup> m <sup>-3</sup> ]	τ <sub>e</sub> [ms]	E <sub>crit</sub> [keV]	n <sub>0,wall</sub> [10 <sup>18</sup> m <sup>-3</sup> ]
#24300	4.3	1.2	1.9	83	40	2.6

Slowing down distribution of the 80 keV NBI

$$\tau_s = \frac{m_f}{m_e} \frac{1}{3v_e} \ln \left[ 1 + \left( \frac{\mathcal{E}_0}{\mathcal{E}_{crit}} \right)^{3/2} \right] \text{ with } \mathcal{E}_{crit} \simeq 18.6T_e$$

F. Jaulmes et al 2021 Nucl. Fusion 61 046012

EBdyna CU24300 for 1MW NBI @R<sub>f</sub>=0.6m





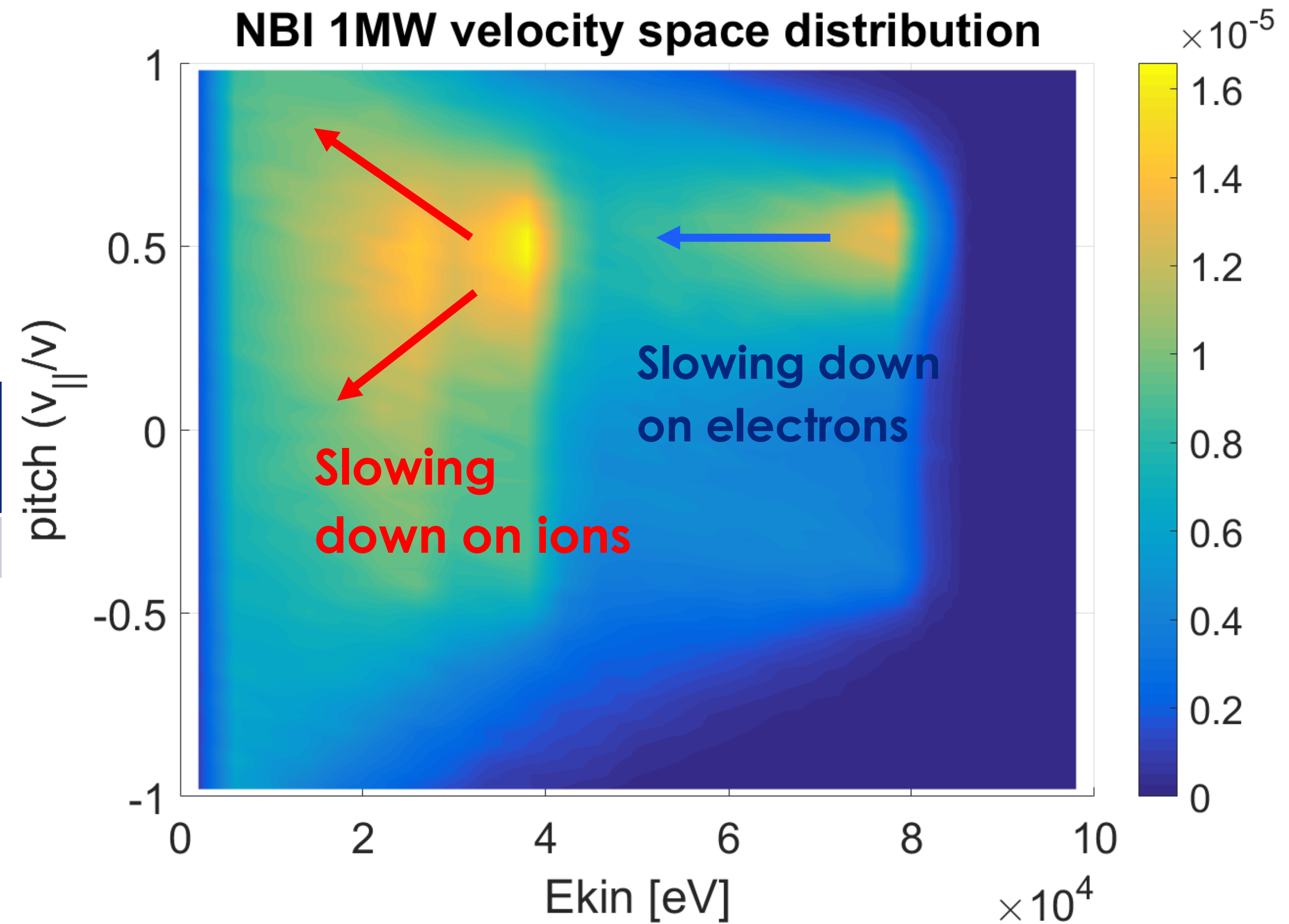
# Full-orbit simulations with the EBdyna code allow to obtain description of NBI in space and velocity space

F. Jaulmes et al 2021 Nucl. Fusion 61 046012

Scenario	Bt [T]	I <sub>p</sub> [MA]	n <sub>e</sub> [10 <sup>20</sup> m <sup>-3</sup> ]	τ <sub>e</sub> [ms]	E <sub>crit</sub> [keV]	n <sub>0,wall</sub> [10 <sup>18</sup> m <sup>-3</sup> ]
#24300	4.3	1.2	1.9	83	40	2.6

$$\delta\Omega = \mathcal{N}(1, 1) \frac{\pi}{2} \sqrt{(\delta t) \nu_{\perp i}}$$

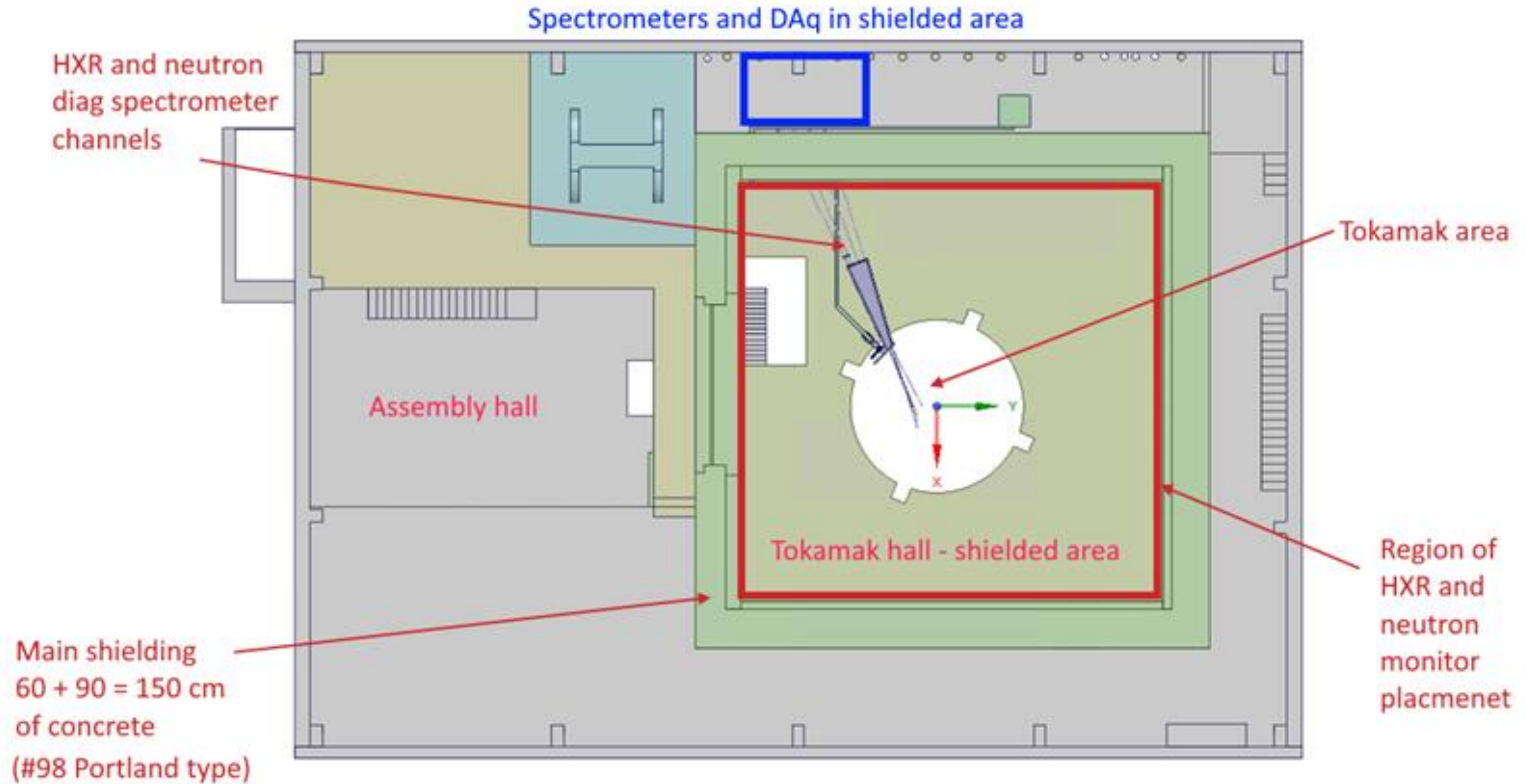
EBdyna CU24300 for 1MW NBI @R<sub>f</sub>=0.6m



# Overview of this lecture

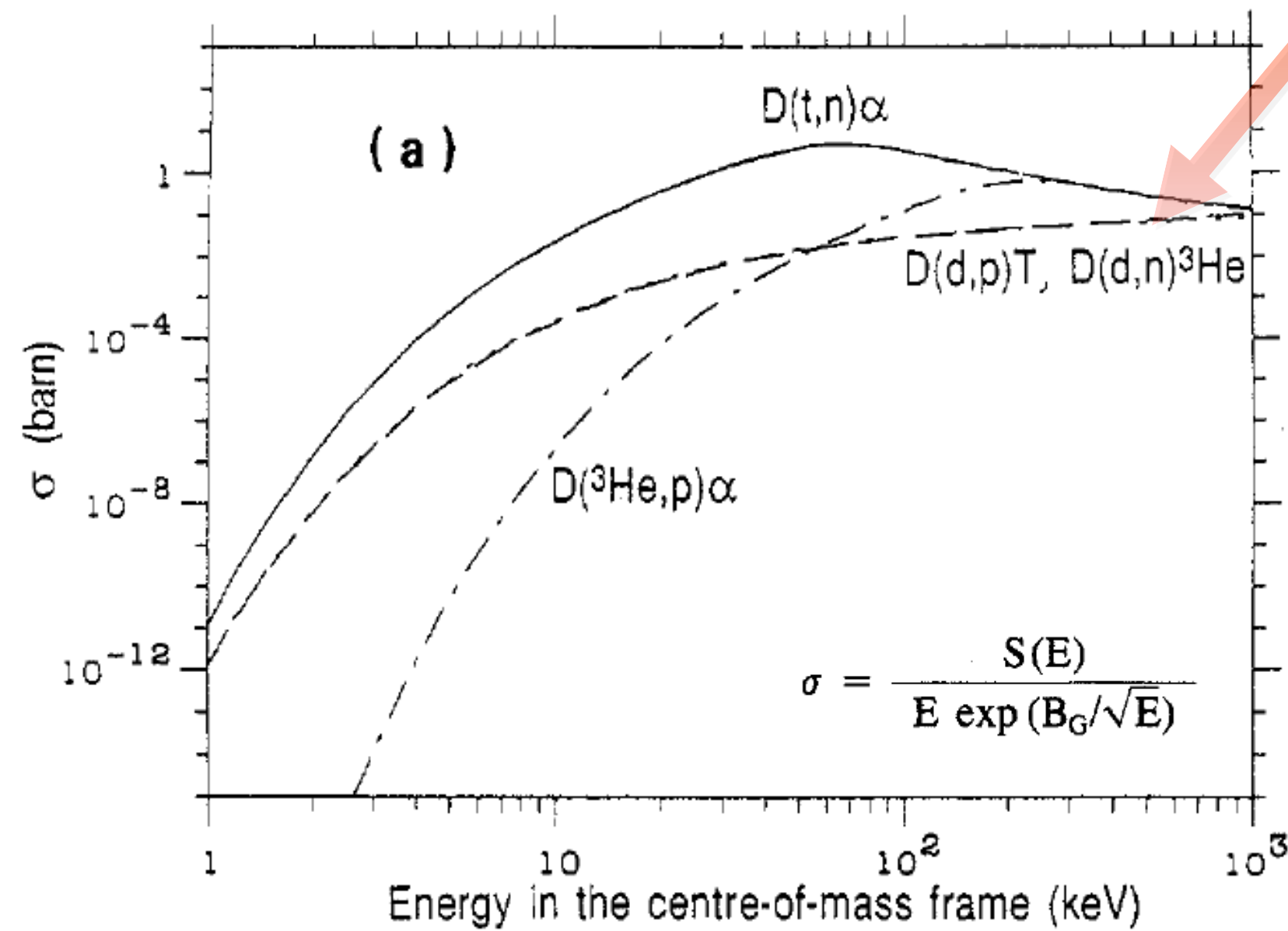
- What is the NBI [Neutral Beam Injector]
- Modelling particle orbits in tokamaks
- Coulomb Collisions and slowing down distribution
- **Application: modelling of fast neutrons generation in COMPASS Upgrade**

F. Jaulmes et al.: Journal of Fusion Energy volume 41, Article number: 16 (2022)



## NEUTRON YIELD: BEAM -> TARGET (H.-S. BOSCH AND G.M. HALE 1992 NUCL. FUSION 32 611)

Throughout this paper,  $E$  denotes the energy available in the CM frame. For a particle A with mass  $m_A$  striking a stationary particle B, the simple relation  $E_A = E (m_A + m_B)/m_B$  holds.



$$dR/dV = \frac{n_i n_j}{1 + \delta_{ij}} \langle \sigma v \rangle \quad (10)$$

where  $n_i, n_j$  are the particle densities and  $\delta_{ij}$  is the Kronecker symbol. With  $f(\vec{v}_i)$  the velocity distribution of a particle and  $g$  the relative velocity ( $\vec{g} = \vec{v}_i - \vec{v}_j$ ), we obtain

$$\langle \sigma v \rangle = \int \int f(\vec{v}_i) f(\vec{v}_j) \sigma(|g|) |g| d\vec{v}_i d\vec{v}_j \quad (11)$$

$$\sigma = \frac{S(\mathcal{E}_{com})}{\exp(B_g/\sqrt{\mathcal{E}_{com}})} \text{ in mb } (10^{-28} \text{ m}^2) \text{ with } B_g = 31.3970 \sqrt{\text{keV}}$$

## NEUTRON YIELD:

$$\sigma = \frac{S(\mathcal{E}_{\text{com}})}{\exp(B_g/\sqrt{\mathcal{E}_{\text{com}}})} \text{ in mb } (10^{-28}\text{m}^2) \text{ with } B_g = 31.3970 \sqrt{\text{keV}}$$

$$\mathcal{E}_{\text{com}} = \mathcal{E}_{\text{rel}}/2 = m_D v_{\text{rel}}^2/4$$

Neutron rate yielded by a single fast ion marker:

$$R = n_D \sigma v_{\text{rel}}$$



Emitted neutron parameters:

$$\mathbf{v}_n = \mathbf{v}_{\text{com}} + \mathbf{u}_n$$

$$\langle \mathcal{E}_n \rangle \simeq 2.45 \text{ MeV} \text{ with } |\mathbf{u}_n| \simeq 2.165 \cdot 10^7 \text{ m/s.}$$

Isotropy of the neutron emission

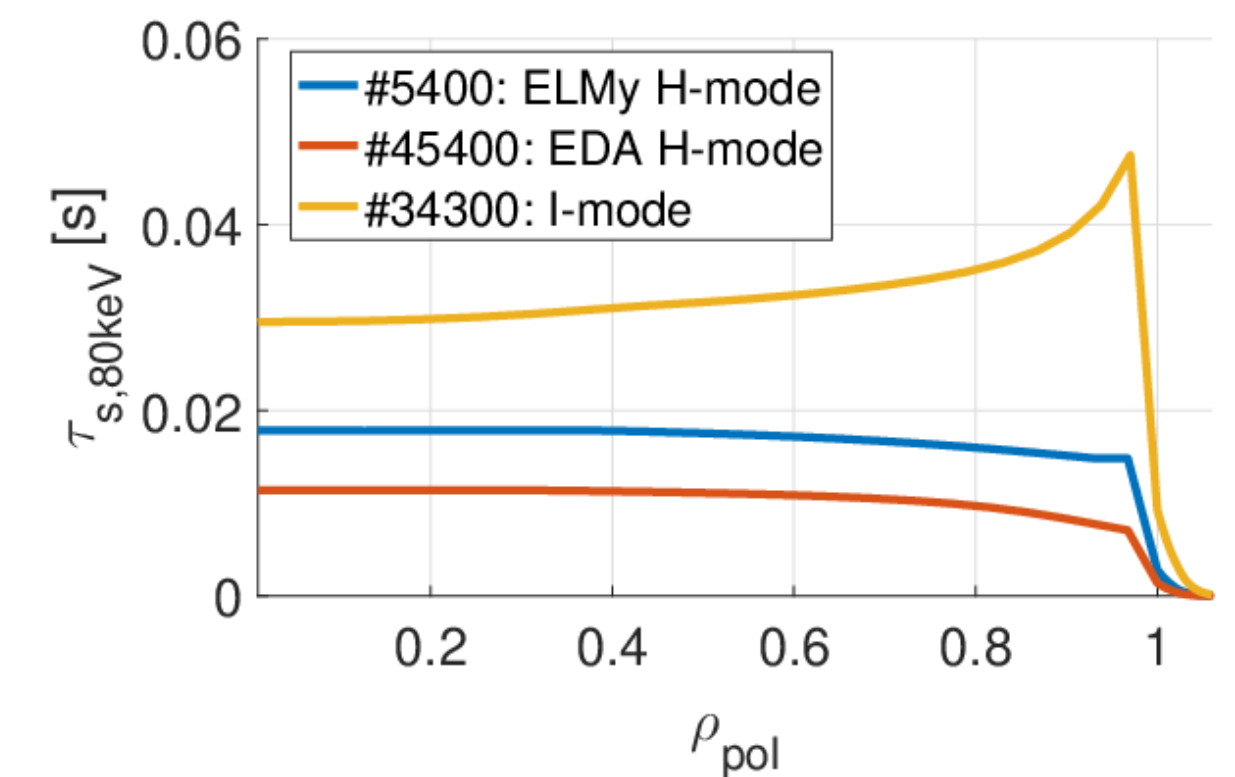
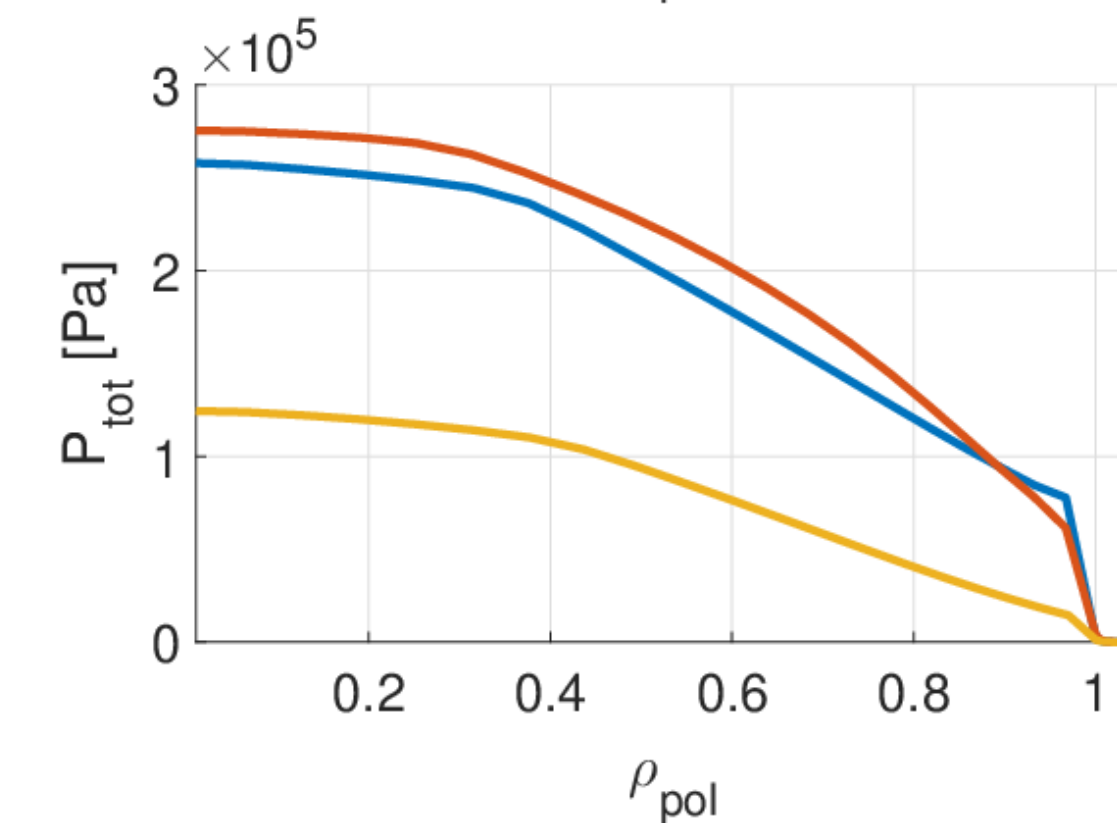
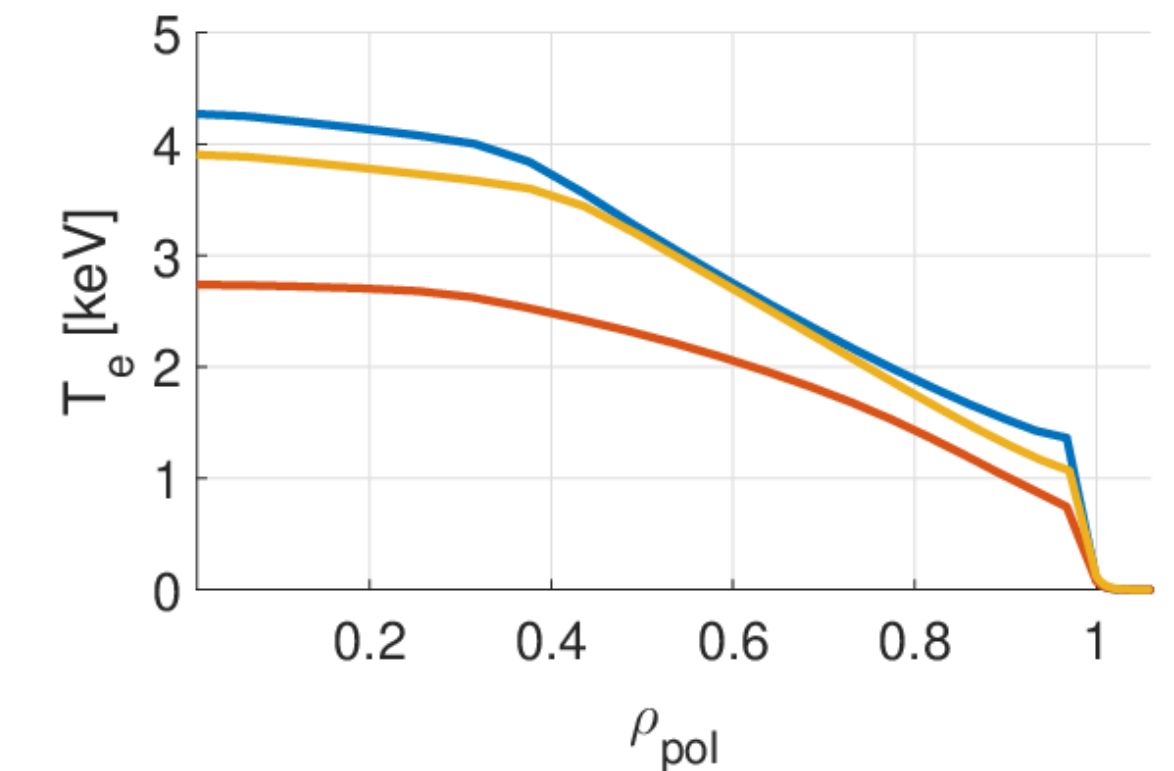
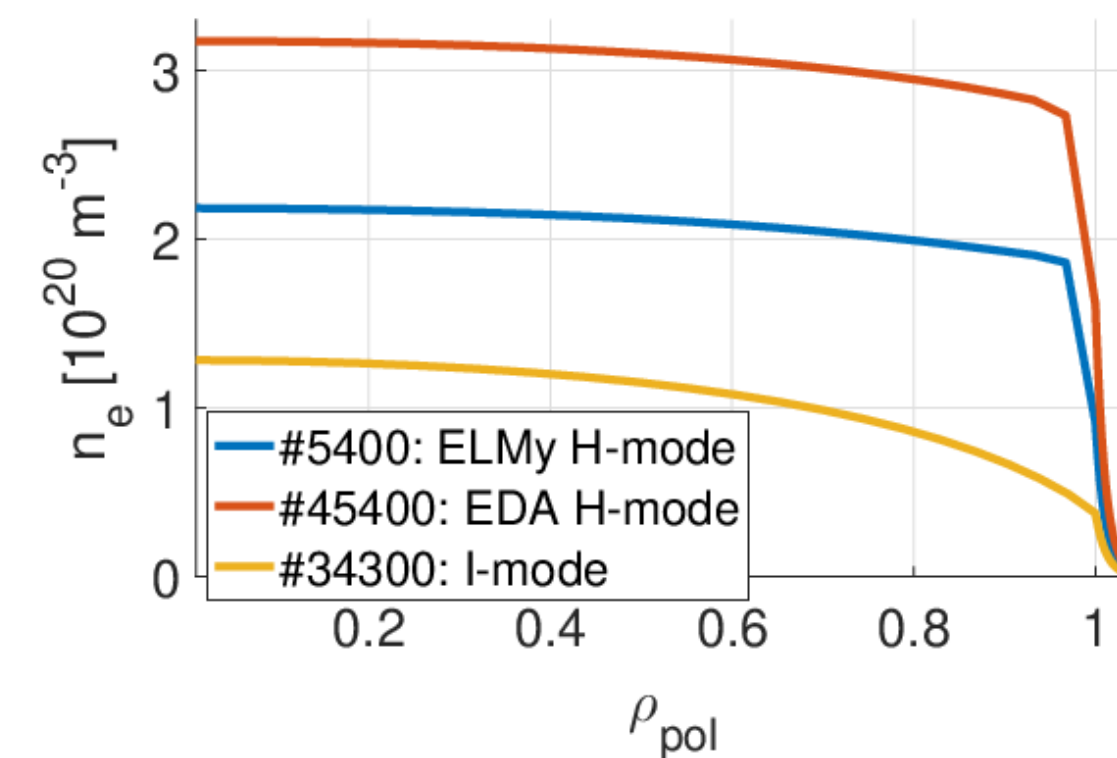
$$\left\{ \begin{array}{l} u_{nX} = |\mathbf{u}_n| \cos(\arcsin(\chi)) \cos(\alpha) \\ u_{nY} = |\mathbf{u}_n| \cos(\arcsin(\chi)) \sin(\alpha) \\ u_{nZ} = |\mathbf{u}_n|(\chi) \end{array} \right.$$

# STRATEGIES FOR 3 EDGE TRANSPORT BARRIERS TYPES

Thanks to scaling laws we recover the same type of profiles as was observed in ALCATOR C-mod

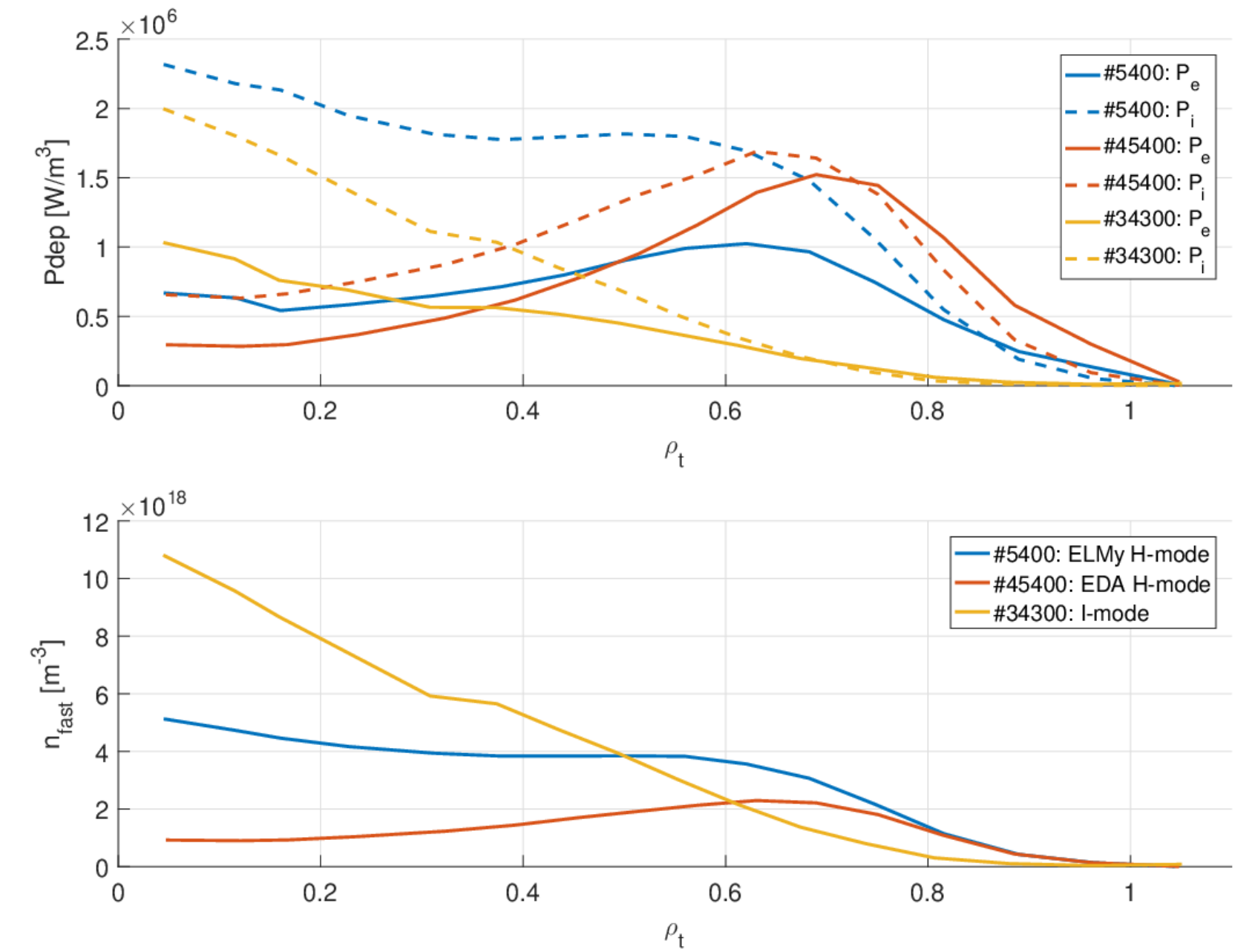
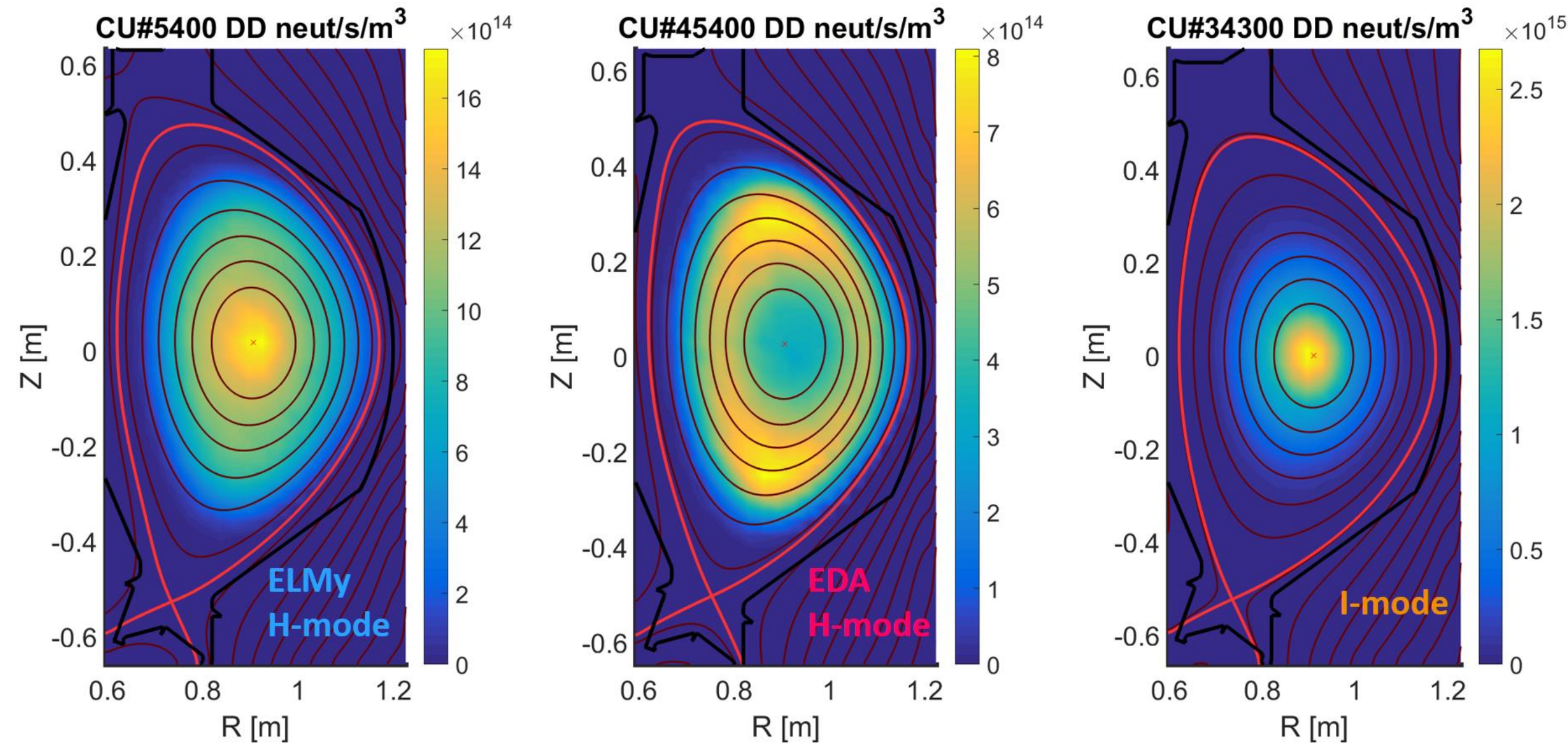
Scenario	$\beta_N$ [%]	$n_e$ [ $10^{20} \text{ m}^{-3}$ ]	$\tau_e$ [ms]	$P_{ped}$ [kPa]	$v_{ped}^*$	$n_{0,wall}$ [ $10^{18} \text{ m}^{-3}$ ]
#5400	1.24	2.04	83	77	0.3	3.5
#45400	1.3	3	135	62	1.2	8.6
#34300	0.9	1	39	15	0.3	0.7

$$\tau_s = \frac{m_f}{m_e} \frac{1}{3\nu_e} \ln \left[ 1 + \left( \frac{\mathcal{E}_0}{\mathcal{E}_{crit}} \right)^{3/2} \right] \text{ with } \mathcal{E}_{crit} \simeq 18.6 T_e$$



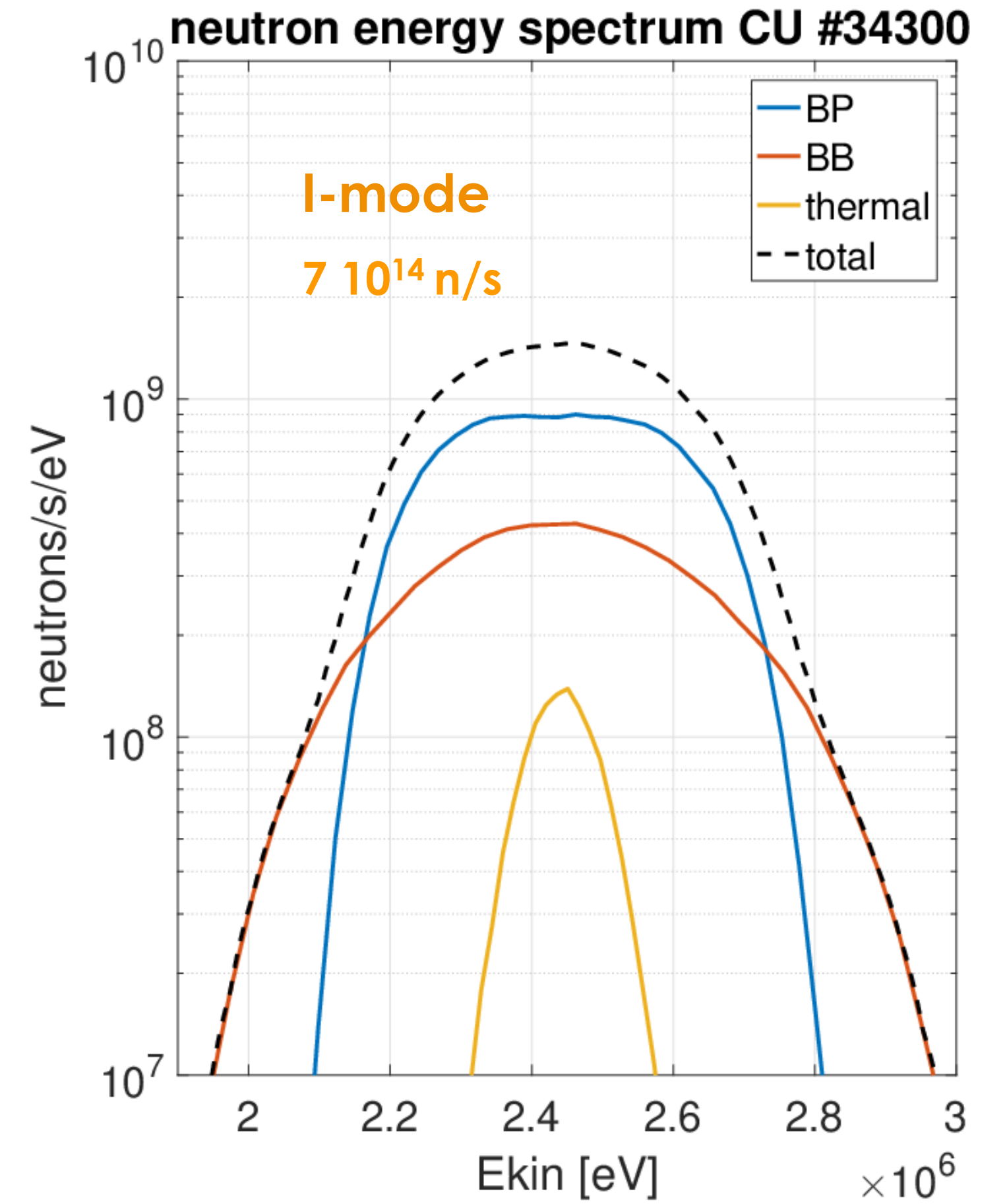
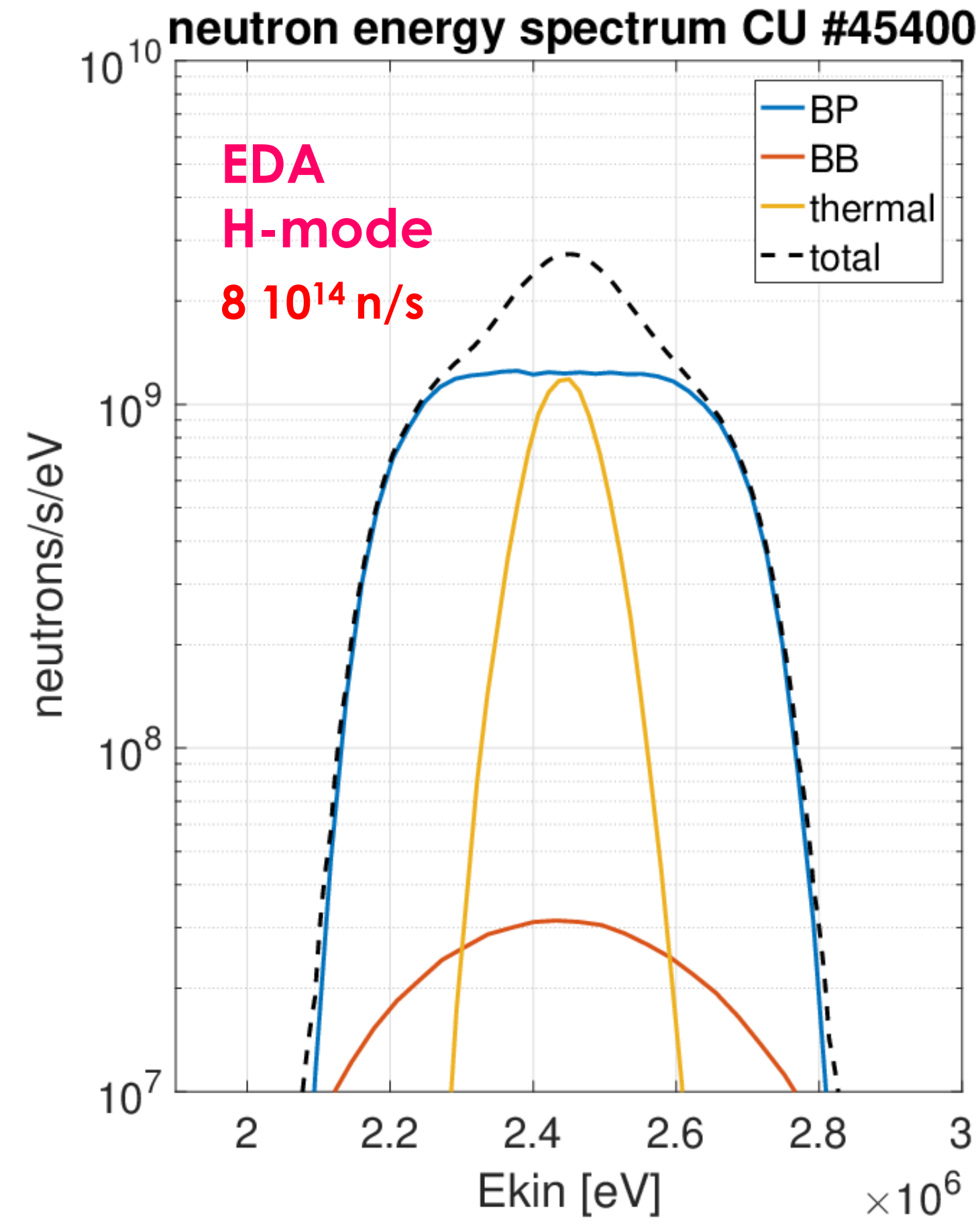
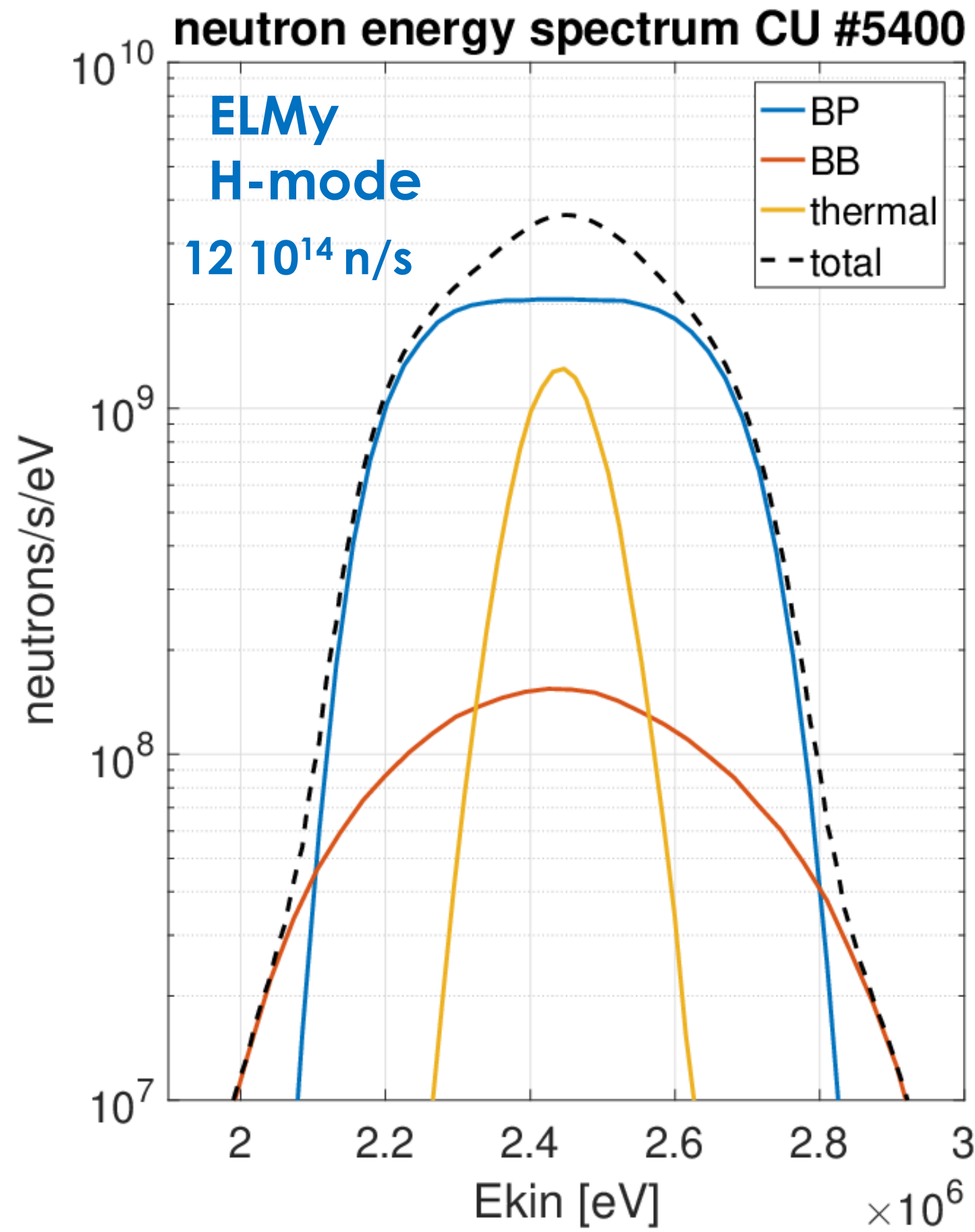
Full-orbit simulations with the EBdyna code allow to obtain description of neutrons in space and velocity space

*EBdyna for 3-4MW NBI @ $R_f=0.6m$*



Scenario	EBdyna neutrons Thermal [10 <sup>14</sup> s <sup>-1</sup> ]	EBdyna neutrons Beam-Plasma [10 <sup>14</sup> s <sup>-1</sup> ]	EBdyna neutrons Beam-Beam [10 <sup>14</sup> s <sup>-1</sup> ]	EBdyna neutrons Total [10 <sup>14</sup> s <sup>-1</sup> ]	METIS neutrons Total [10 <sup>14</sup> s <sup>-1</sup> ]
#5400	2.2	9.9	0.8	12.9	13.7
#45400	1.8	6.1	0.2	8.1	9.0
#34300	0.2	4.1	2.3	6.6	7.9

Full-orbit simulations with the EBdyna code allow to obtain description of NBI in space and velocity space





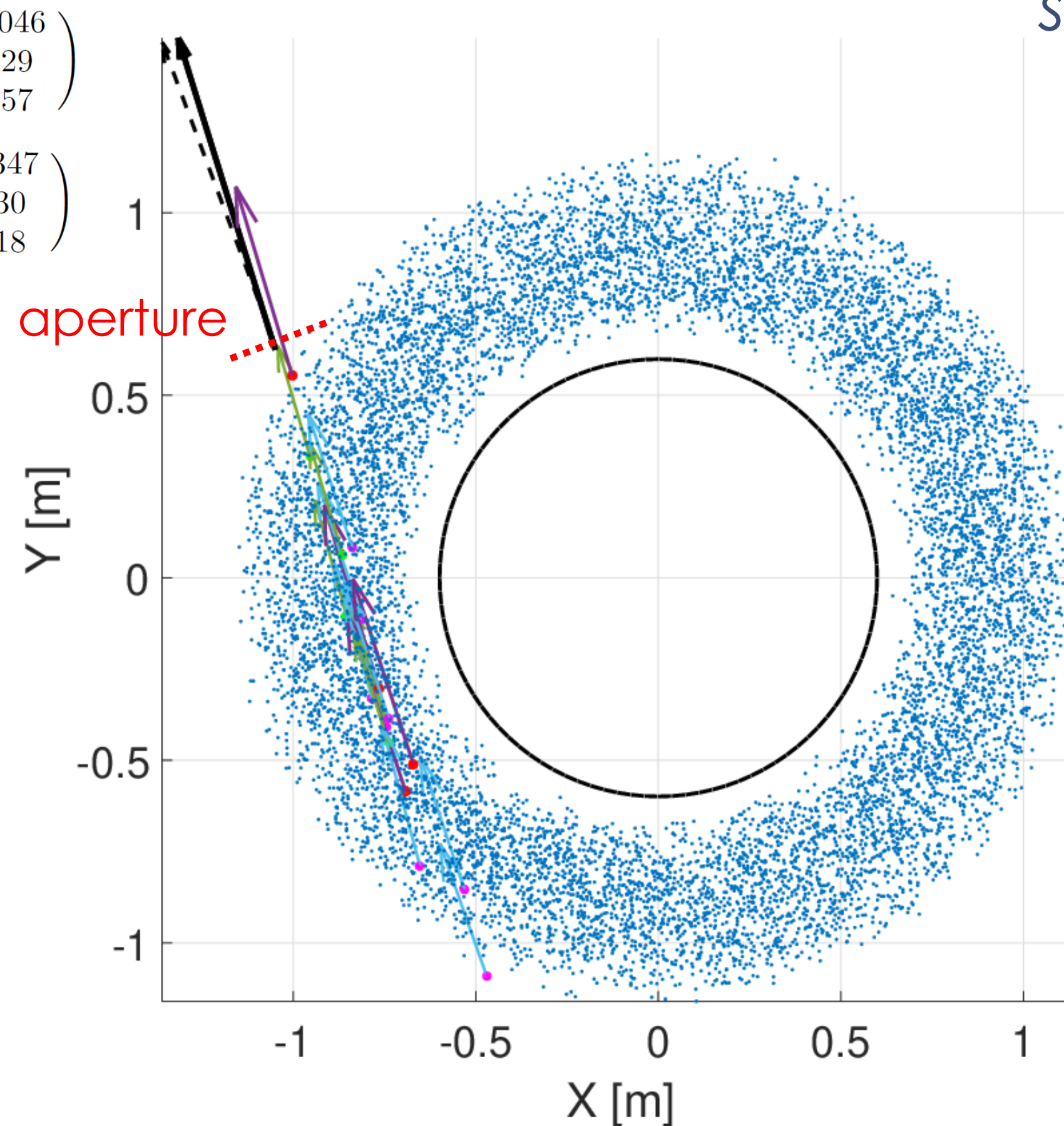
**Full-orbit simulations with Ebdyna (ex: CU#5400):  
generates 4.2M steady state neutron markers (BB+BP)**

$$X_{\text{LOS}\#1} = \begin{pmatrix} -1.066 \\ 0.682 \\ 0.064 \end{pmatrix} \text{ and } X_{\text{LOS}\#2} = \begin{pmatrix} -1.046 \\ 0.629 \\ 0.057 \end{pmatrix}$$

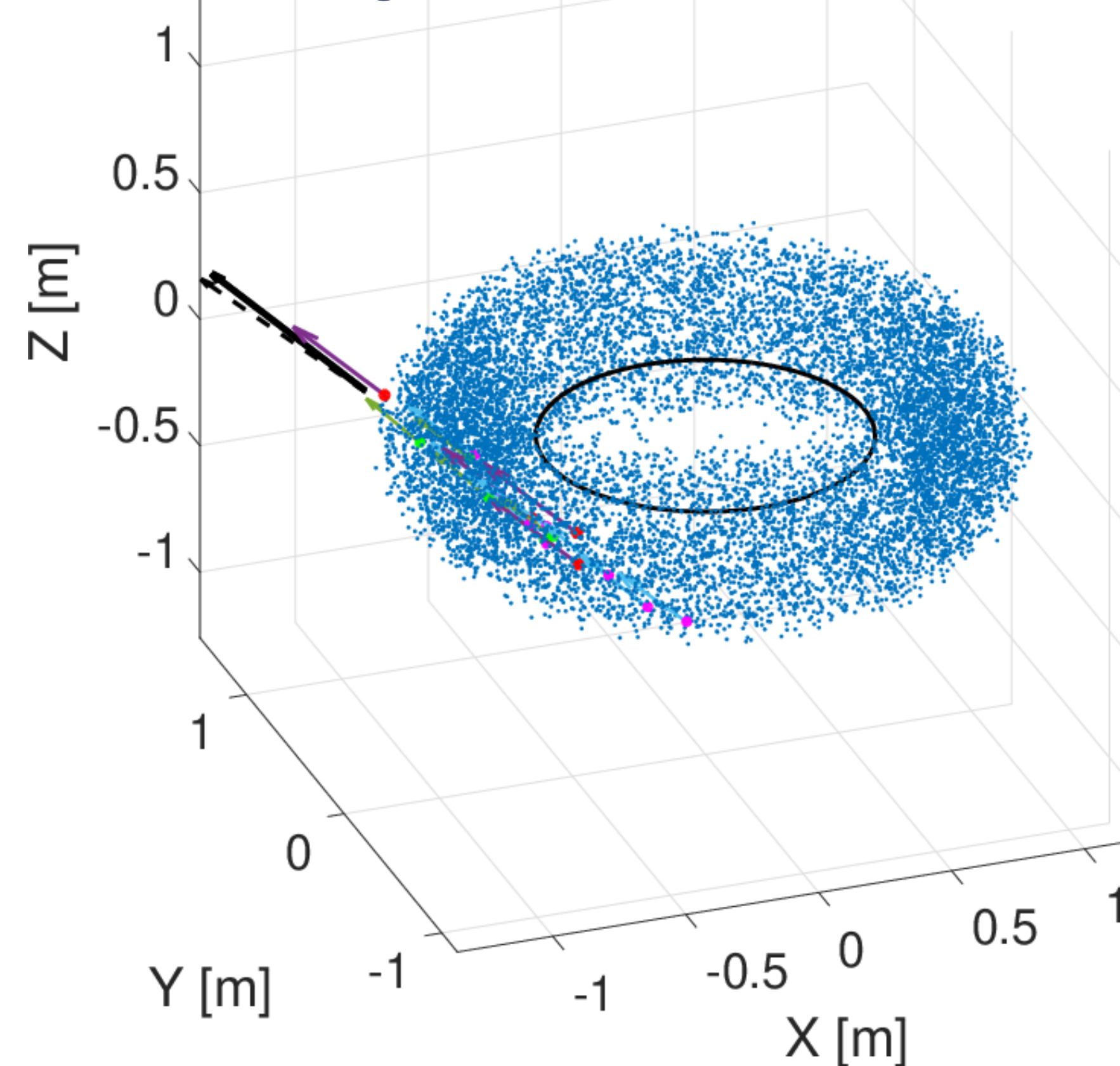
$$\mathbf{v}_{\text{LOS}\#1} = \begin{pmatrix} -0.295 \\ 0.948 \\ 0.12 \end{pmatrix} \text{ and } \mathbf{v}_{\text{LOS}\#2} = \begin{pmatrix} -0.347 \\ 0.930 \\ 0.118 \end{pmatrix}$$

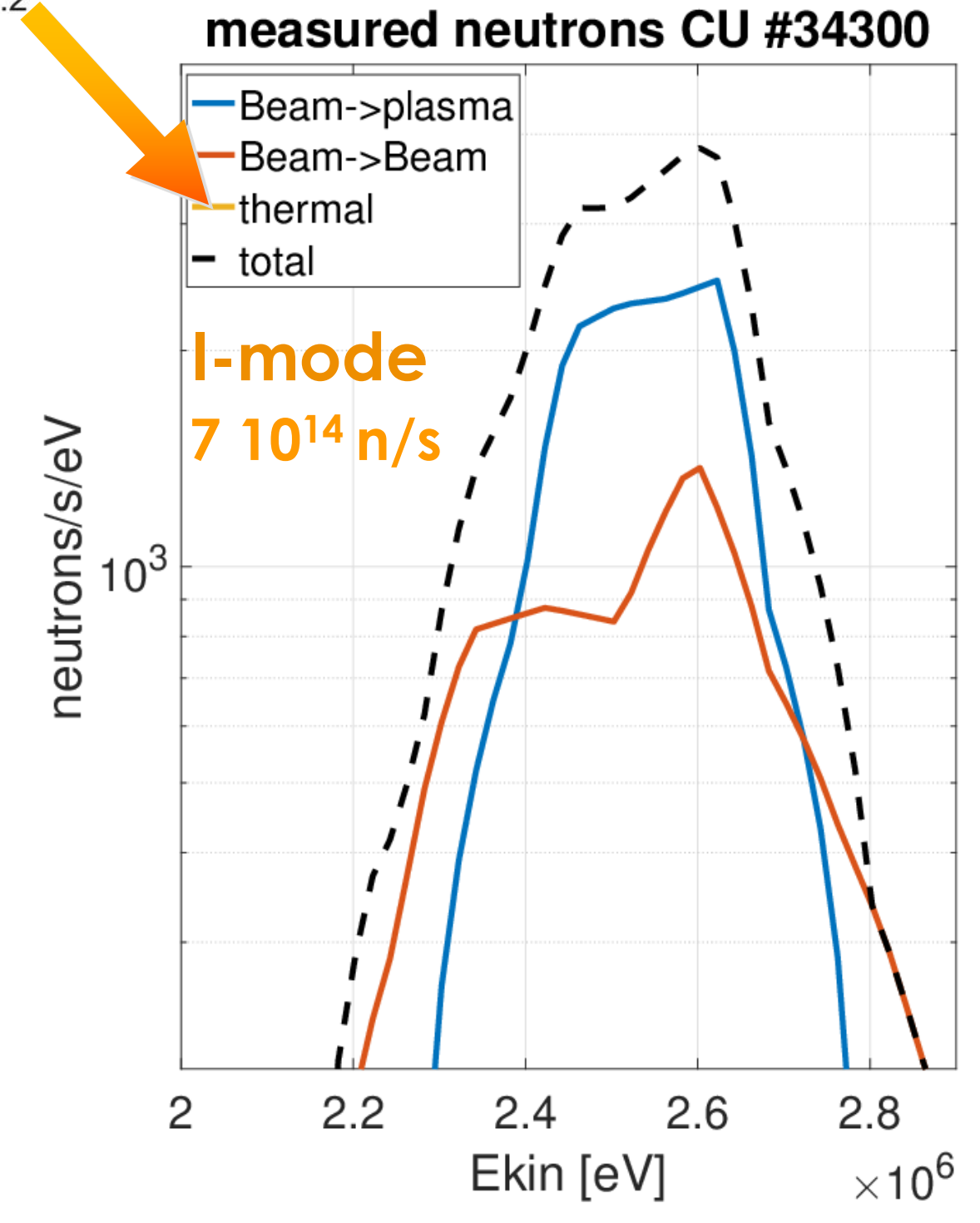
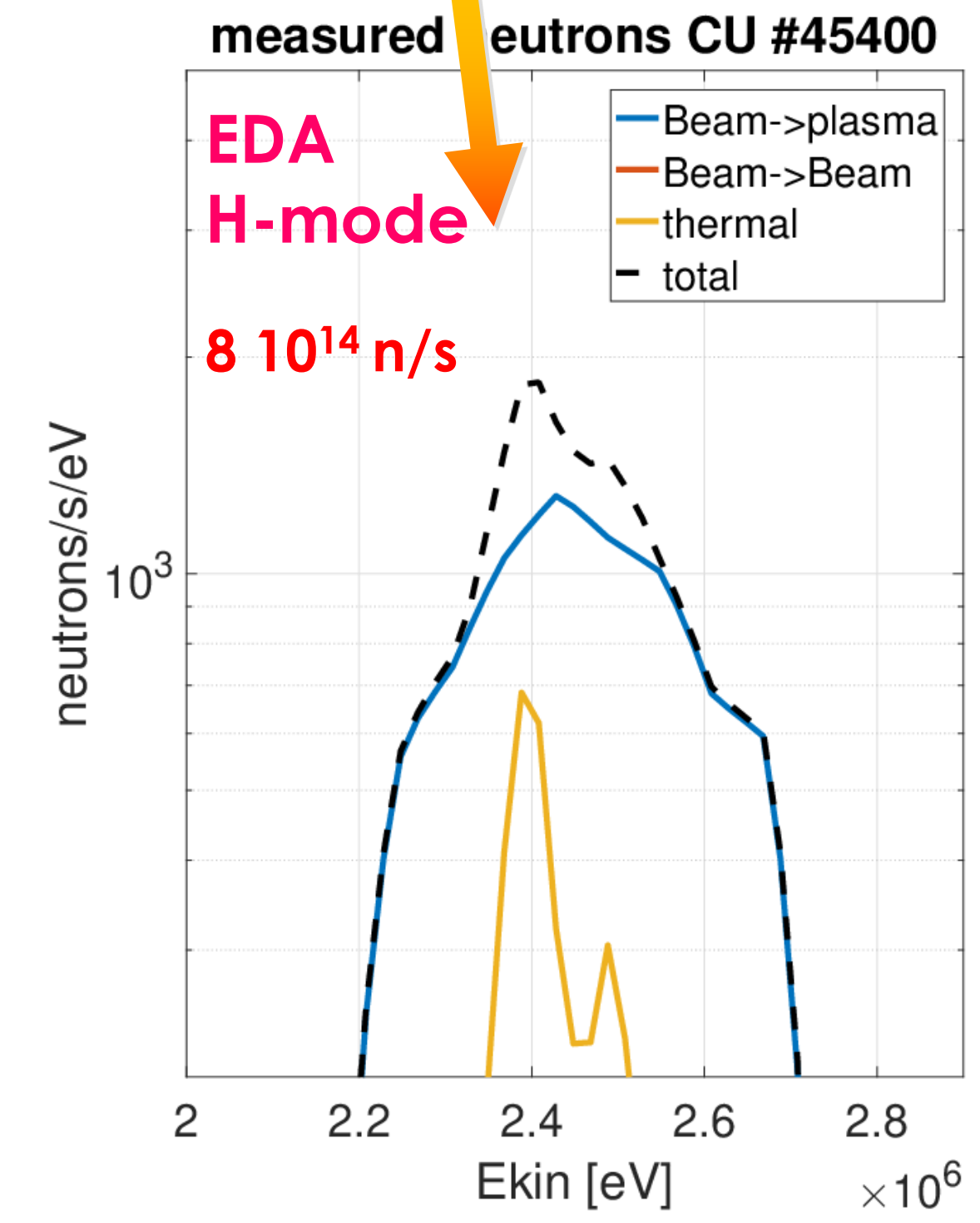
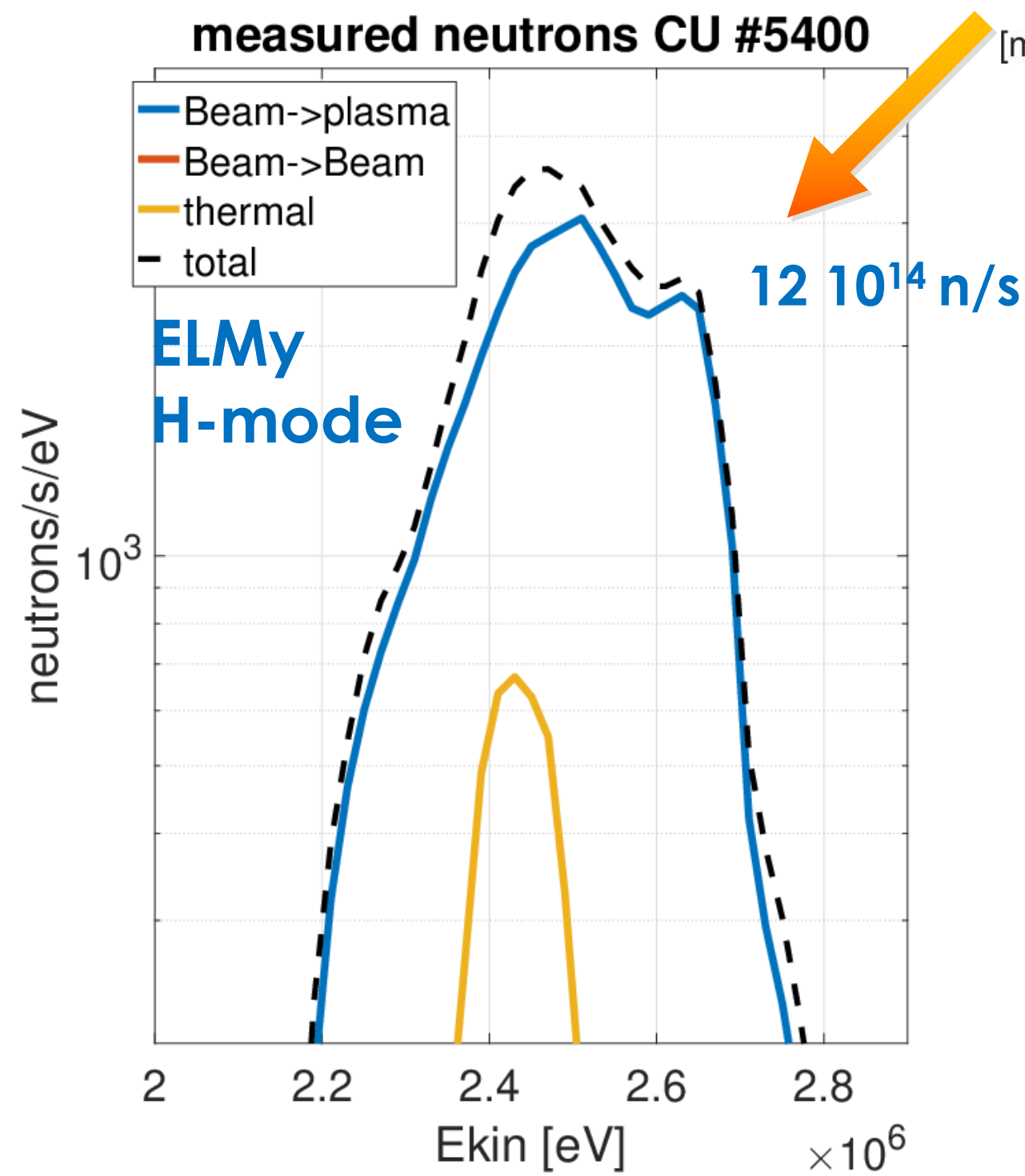
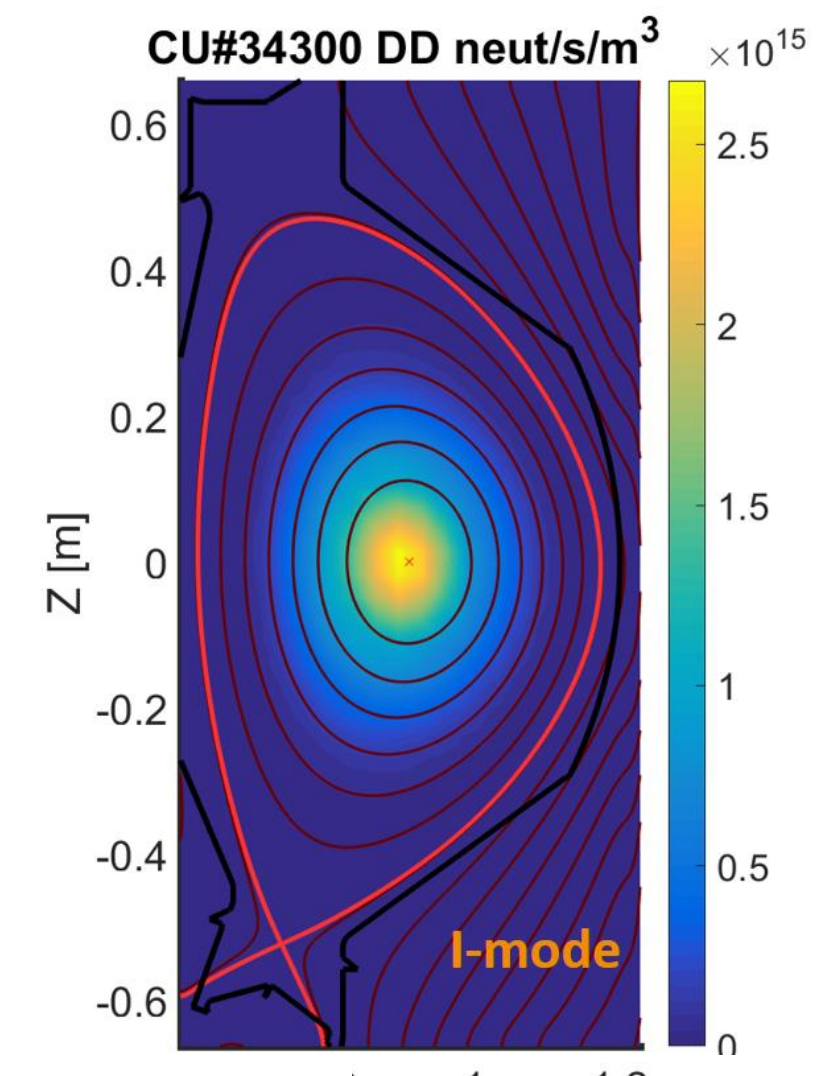
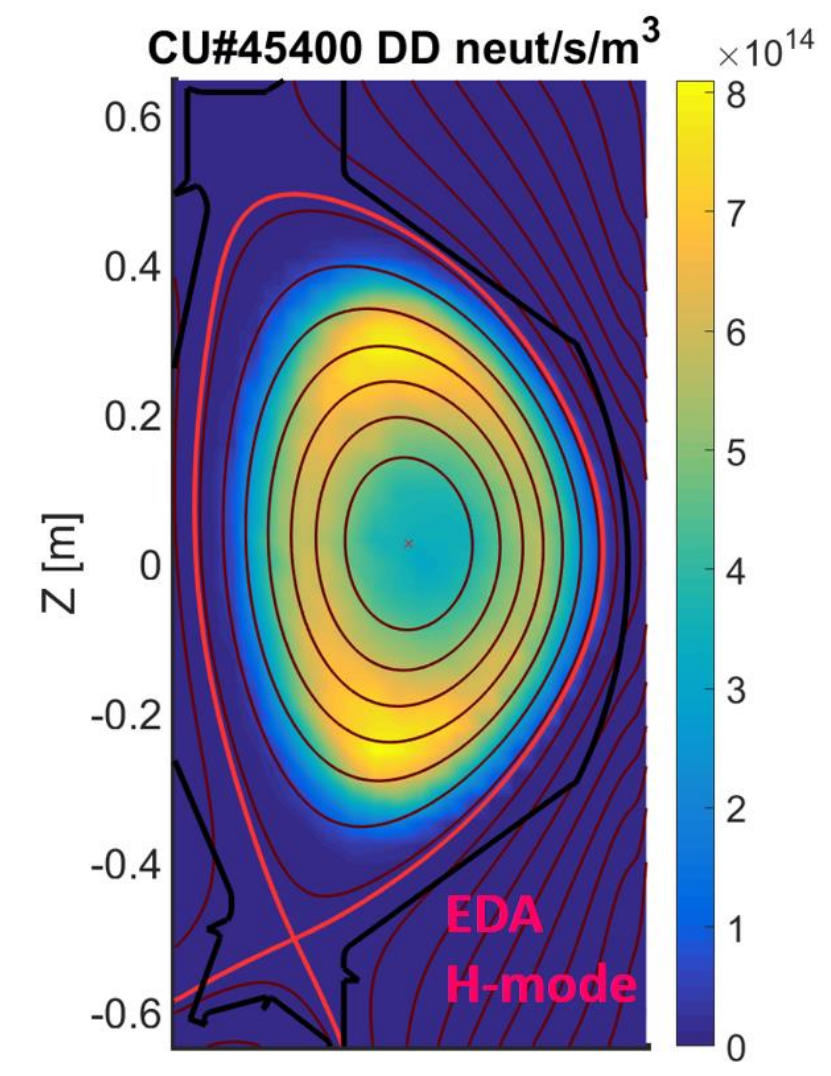
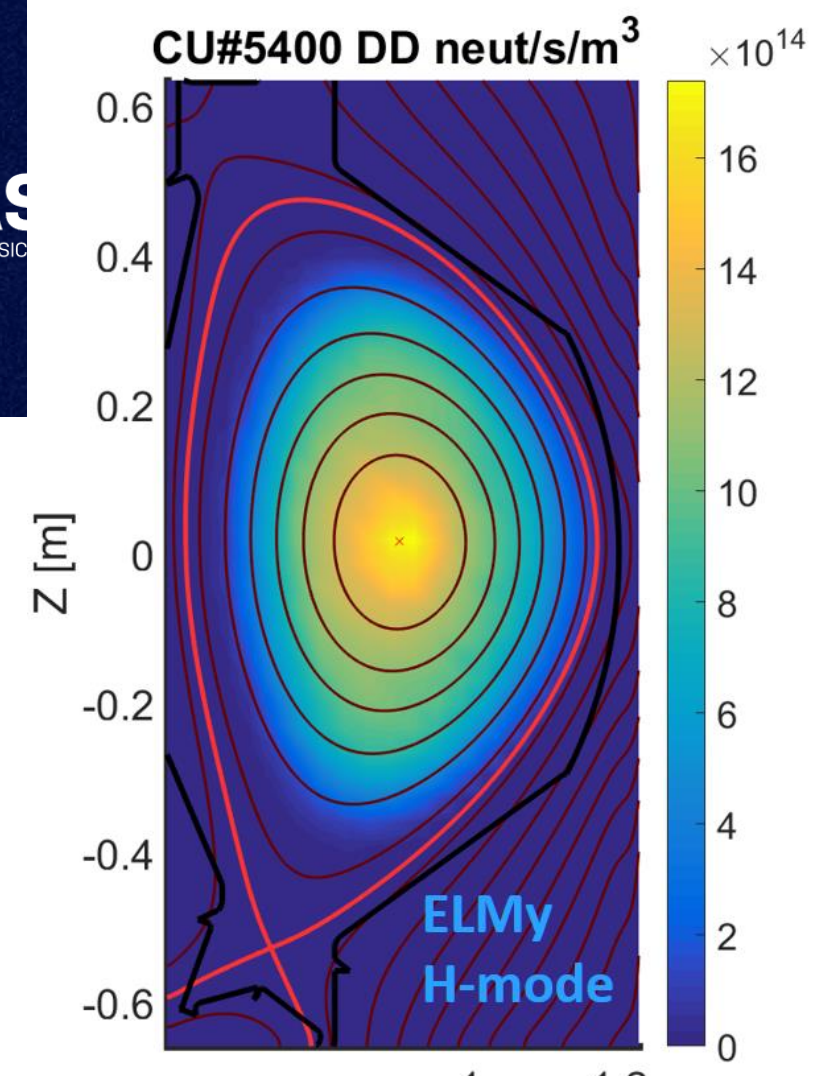
Aperture radius ~0.06m

Collimation length ~1.6m  
->  $\cos(\mathbf{v}_n, \mathbf{v}_{\text{Detect}}) > 0.9993$



*Detailed map of the neutron source is obtained from simulation : can design synthetic diagnostics for neutron camera*





# Overview of neutron generation with EBdyna

- Full kinetic neutron calculations implemented in EBdyna
- Neutron fluxes & spectra in EBdyna in good agreement with theoretical formula and METIS calculations
- Large amount of neutron markers allow to derive approximate statistics for neutron flux on diagnostics and measured neutron spectra: importance of absolute calibration to avoid bias due to poloidal distribution of neutron source

# Summary & outlook

- NBI is a large device used to heat up both electrons and ions in tokamaks. Its main parameters are the tangency radius and the injection energy.
- Modelling particle orbits in tokamaks: the Boris algorithm can be implemented in a fast collisionless orbit solver in toroidal geometry. Typical required time step are of order  $10^{-9}$  s for NBI ions.
- Coulomb Collisions simplified operators can be added on top of the collisionless solver in order to give a representation of slowing down and pitch angle scattering. Obtaining steady state requires simulations of order 10-1500 ms: can become challenging computationally.
- The full distribution of fast ions has many application: modelling of fast neutrals generation in COMPASS Upgrade (fast ions diagnostics). It can also be used for MHD studies.
- *Further, modelling of NBI duct losses [see extra slides!]*

F. Jaulmes et al 2022 PPCF 64 125001

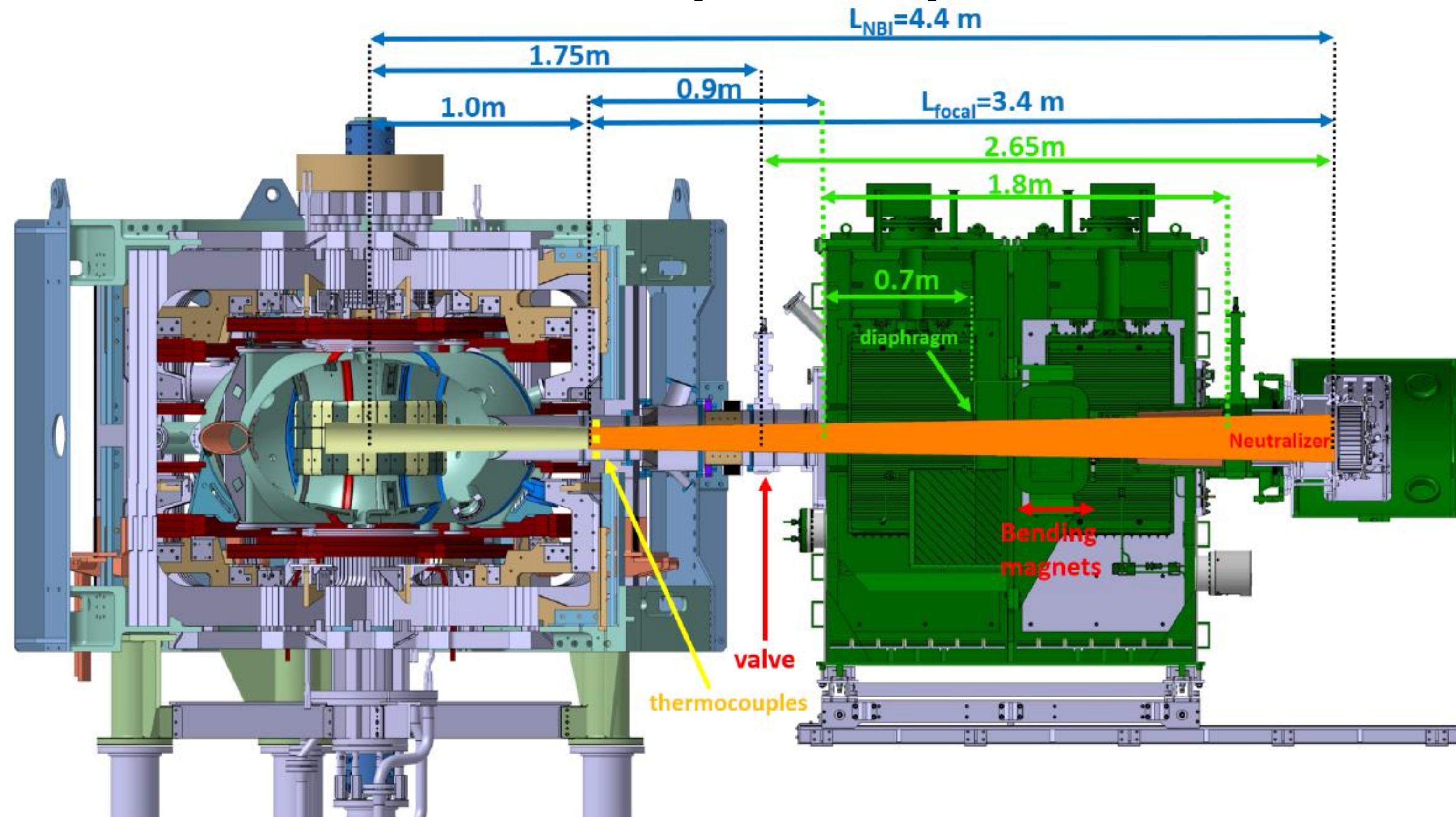


**THANK YOU  
FOR YOUR ATTENTION**

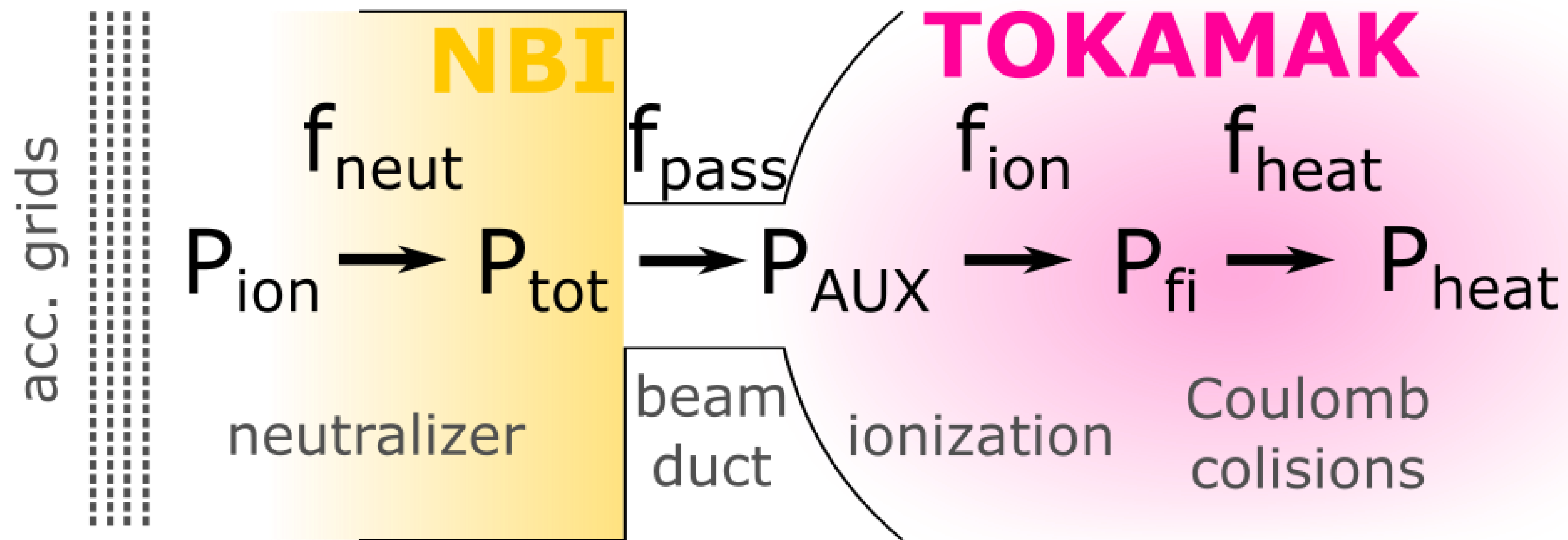
FABIEN JAULMES



## Overview of the dimensions of the NBI 0 in COMPASS [side view]



F. Jaulmes et al 2022 PPCF 64 125001



$f_{neut}$  ... neutralization efficiency  
 $f_{pass}$  ... passing fraction  
 $f_{ion}$  ... ionization efficiency  
 $f_{heat}$  ... heating efficiency

$P_{ion} = U_{beam} I_{beam}$  power of accelerated ions  
 $P_{tot}$  ..... total power produced in the neutrals  
 $P_{AUX}$  .... Auxiliary heating power entering the tokamak  
 $P_{fi}$  ..... Power in the formed fast ions  
 $P_{heat}$  ..... power heating the bulk plasma

## Pitch angle scattering

Diffusion in the perpendicular plane (often called  $\sigma_{90}$  or  $\sigma$ ) is different than momentum!

$$\sigma_{12} = \frac{2m_2}{m_1 + m_2} v_{12}$$

Momentum loss rate

$$\sigma_{be} = \frac{2m_e}{m_D + m_e} v_{be} \approx 0$$

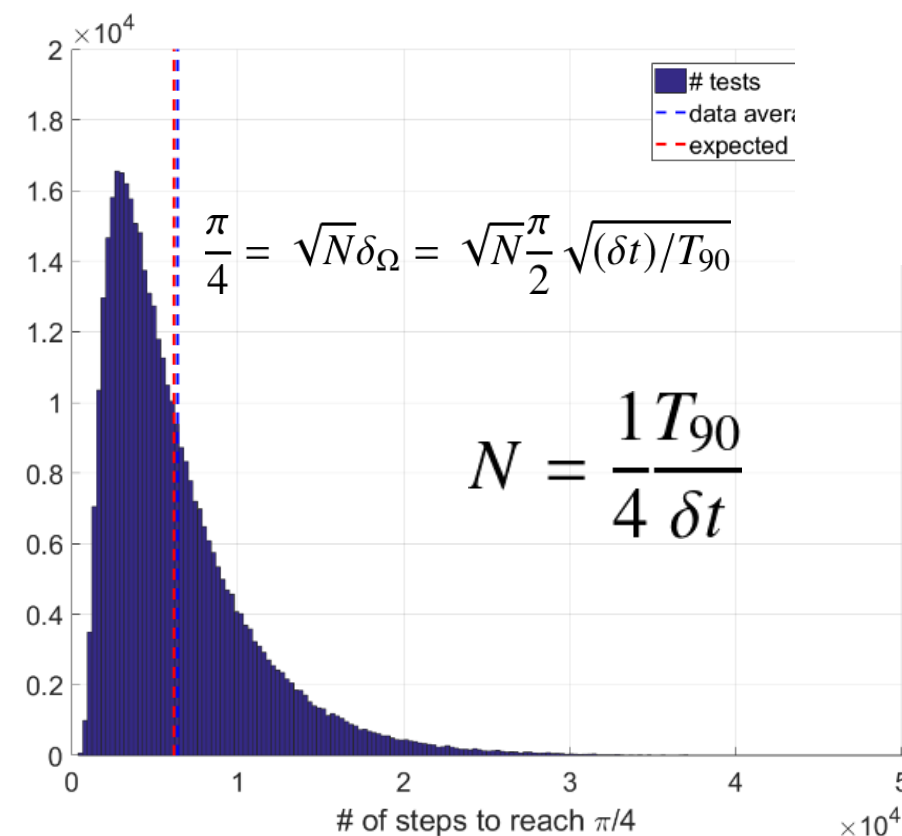
$$\sigma_{bi} = \frac{2m_D}{m_D + m_D} v_{bi} = v_{bi}$$

See: <https://ocw.mit.edu/courses/nuclear-engineering/22-611j-introduction-to-plasma-physics-i-fall-2006/readings/chap3.pdf>

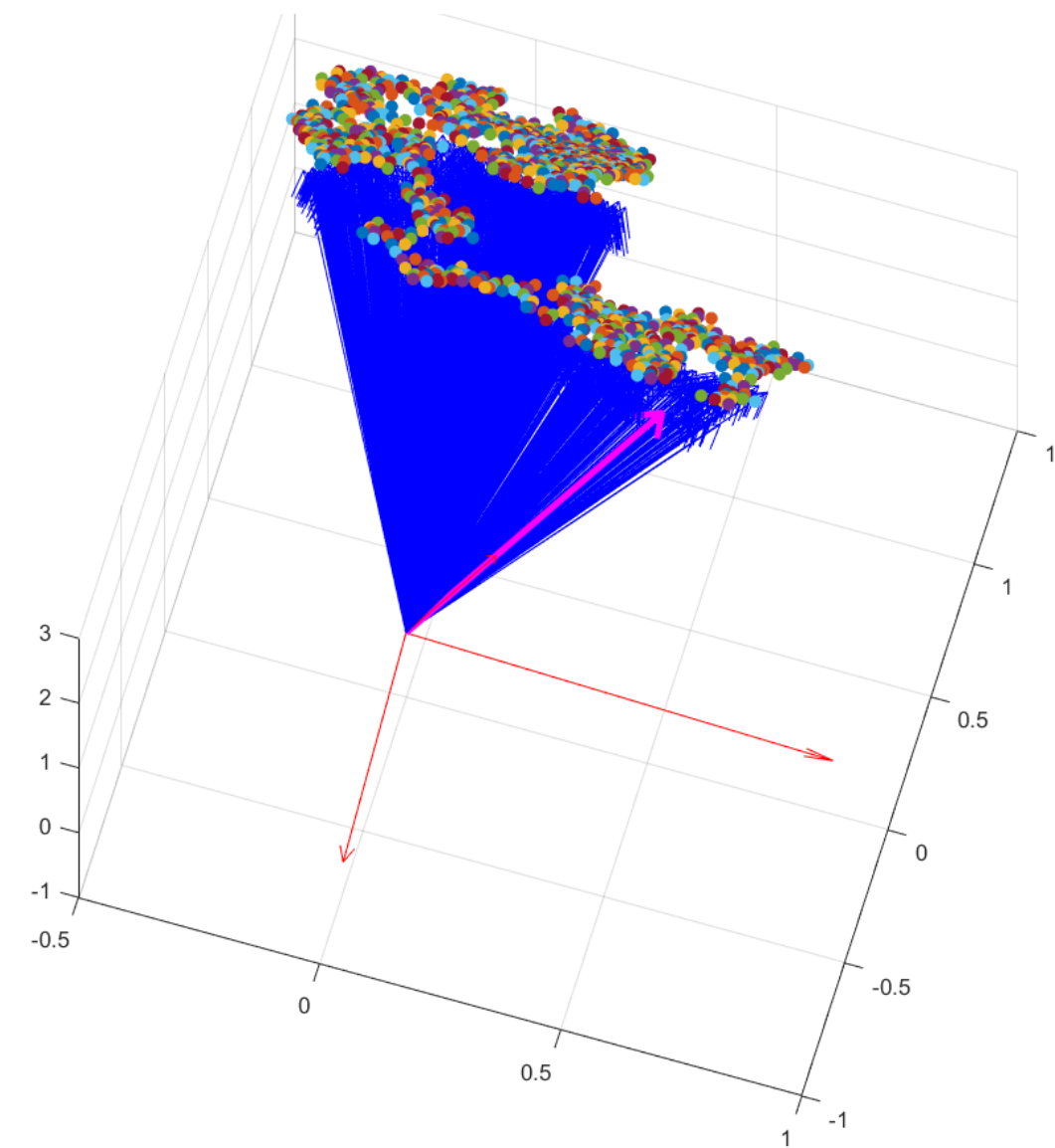
Simple scatter using systematic deviation:

$$\delta\Omega = \frac{\pi}{2} \sqrt{(\delta t) \sigma_{bi}}$$

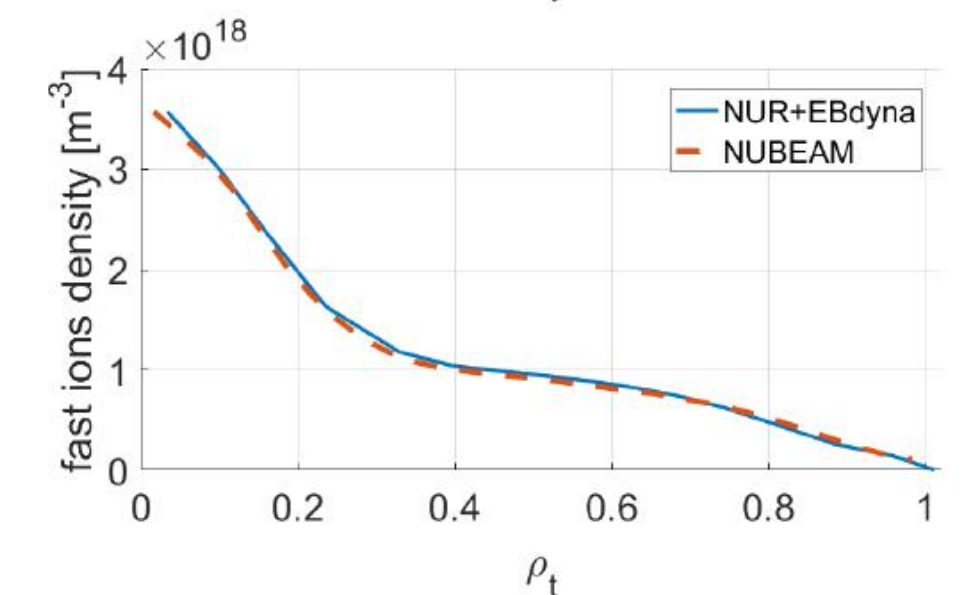
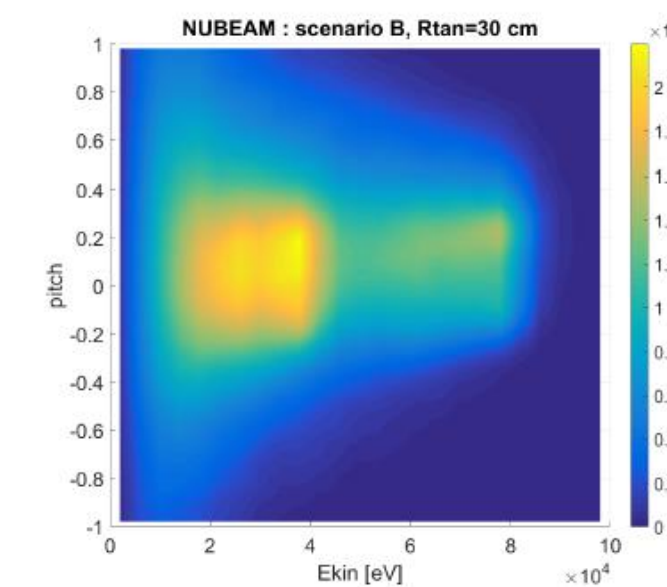
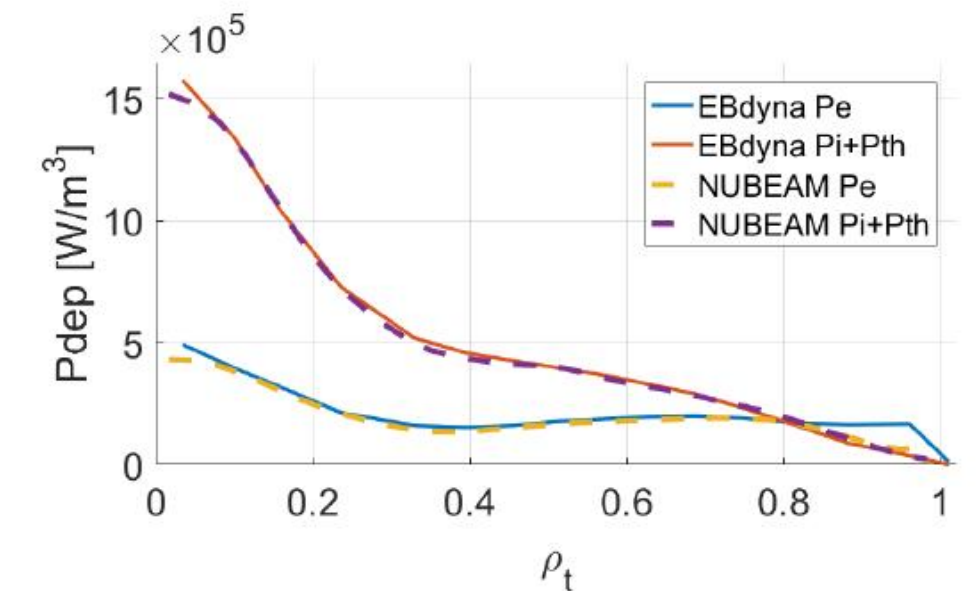
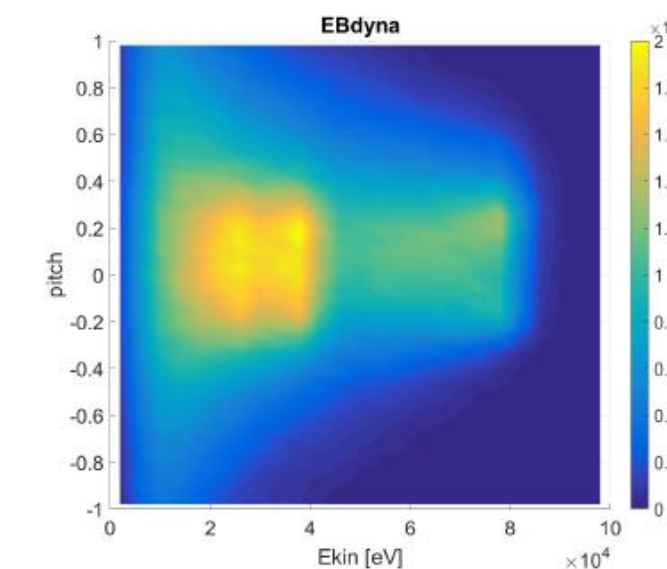
Random walk in 3D



$$\delta\Omega = \mathcal{N}(1, 1) \frac{\pi}{2} \sqrt{(\delta t) v_{\perp i}}$$



Benchmark with NuBeam code:



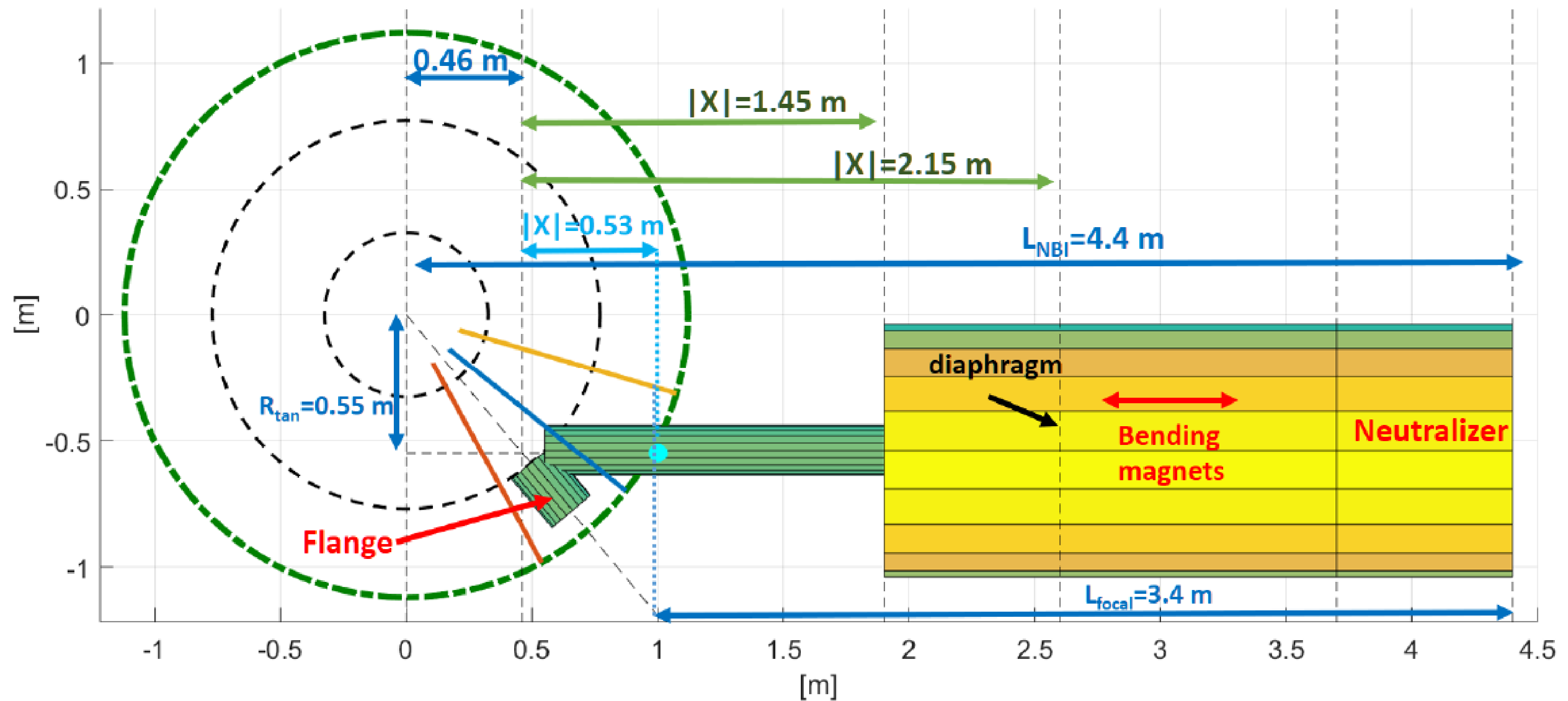
F. Jaulmes et al 2021 Nucl. Fusion 61 046012



# Beam duct modelling

- **Modelling of fast neutrals generation in COMPASS**
  - Ray-tracing of fast neutrals generation
  - Calculation of position of ionized neutral markers
  - Full orbit calculation of ion trajectory in 3D field

## Overview of the dimensions of the NBI 0 in COMPASS\ [top view]

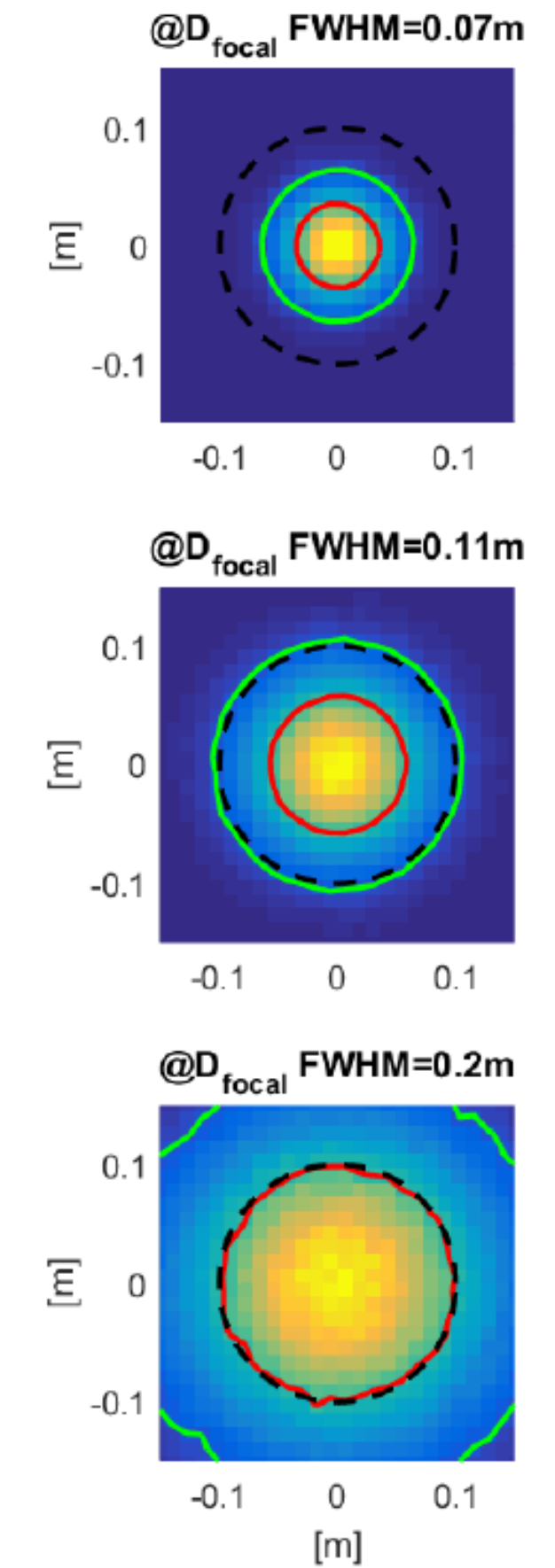
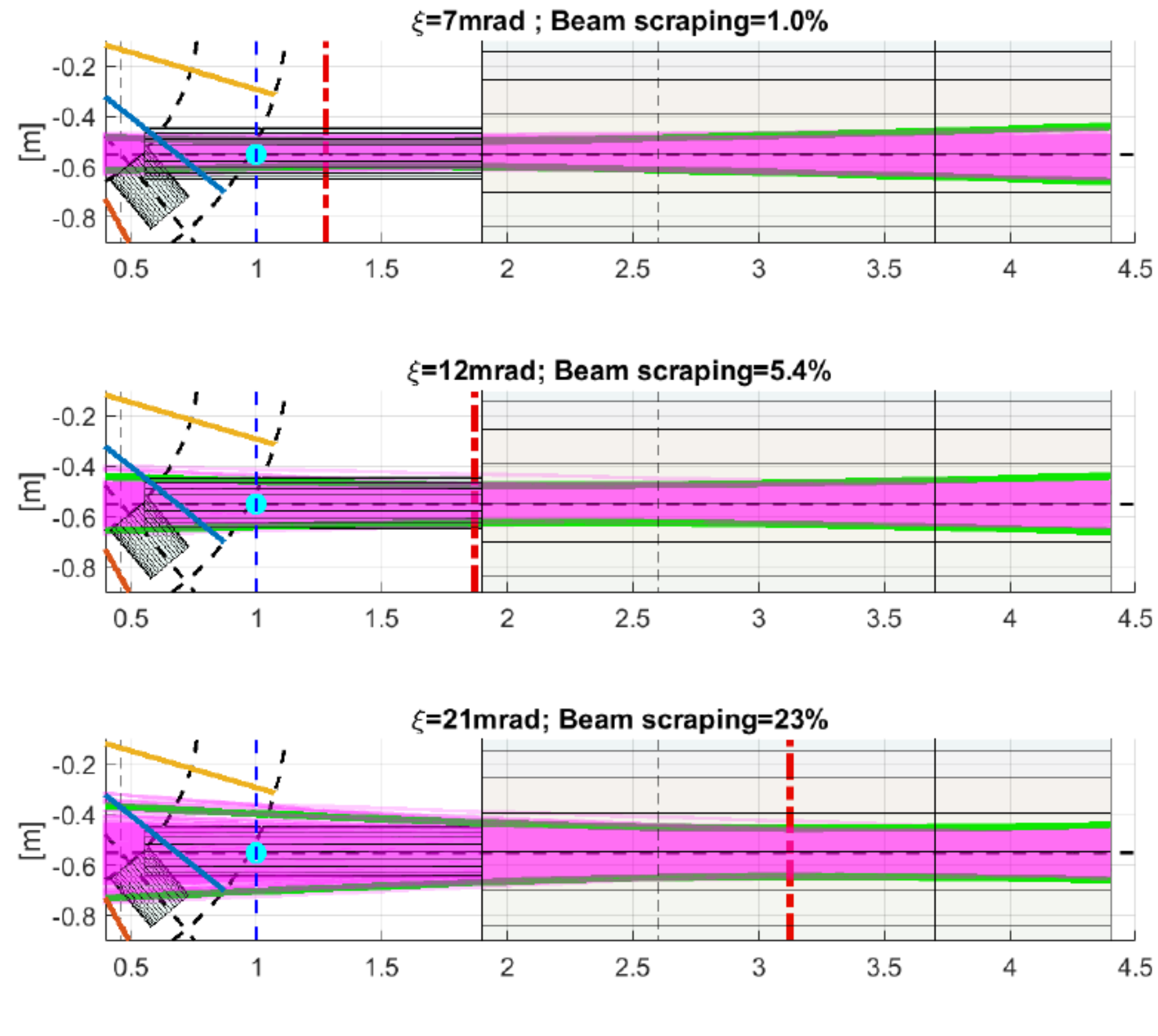
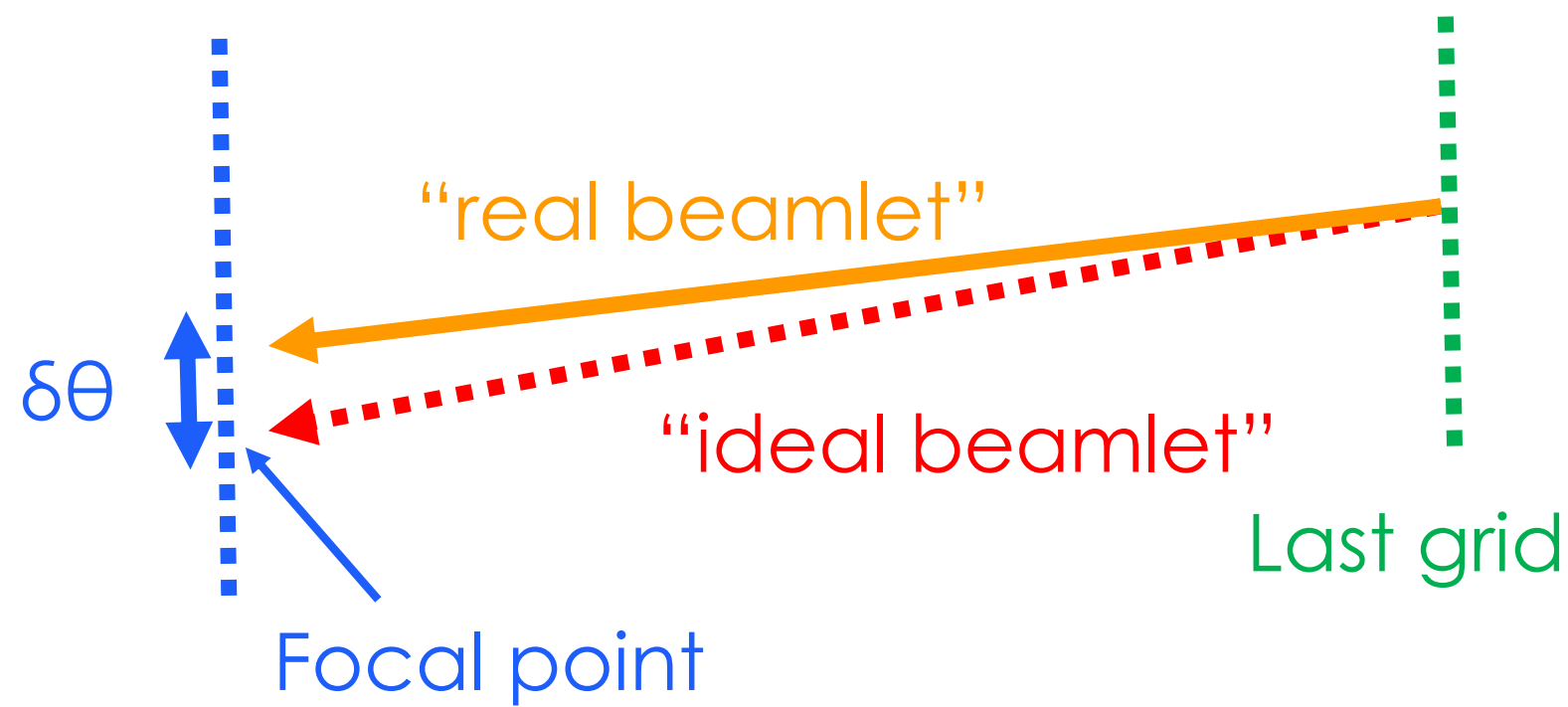


F. Jaulmes et al 2022 PPCF 64 125001

## Ray-tracing of fast neutrals

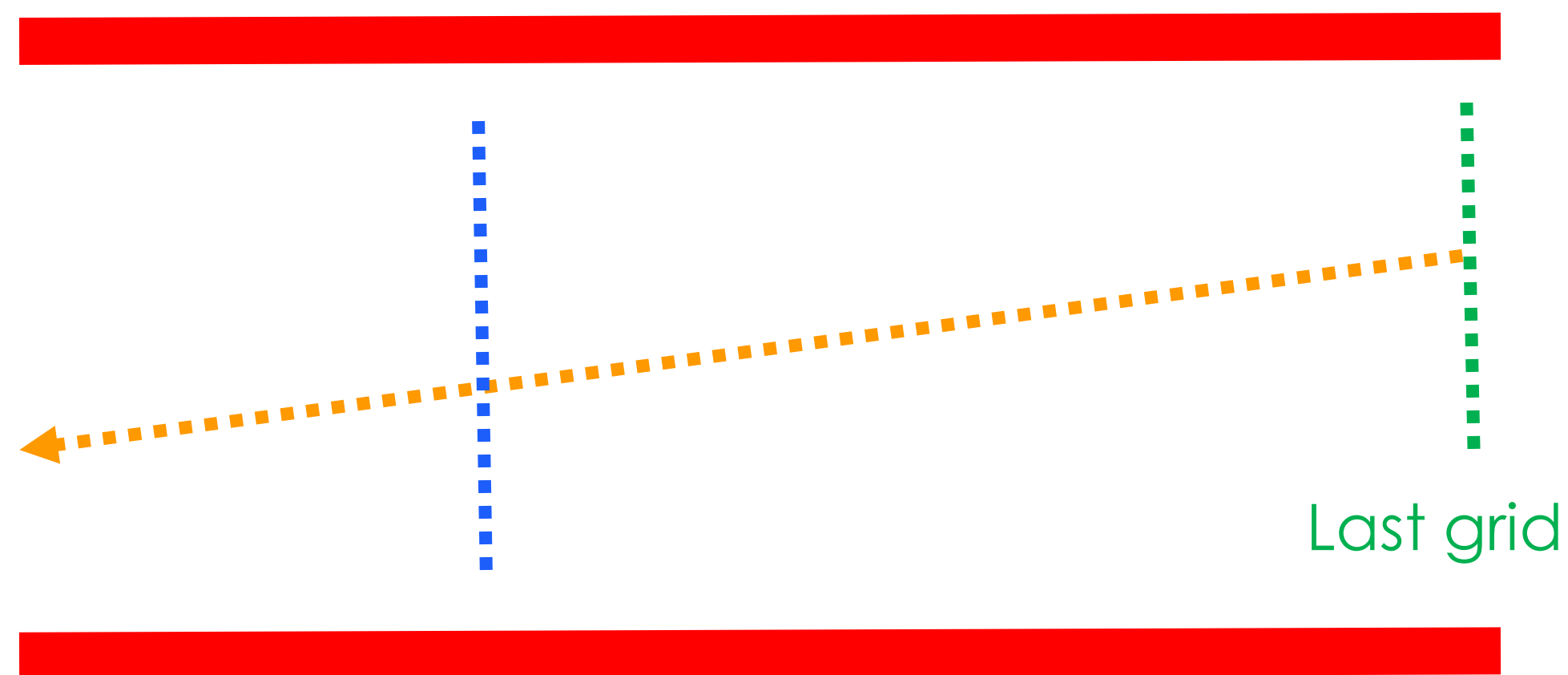
$$f(t_g) = \frac{1}{\xi\sqrt{2\pi}} \exp\left(-\frac{1}{2}\left(\frac{t_g}{\xi}\right)^2\right)$$

$$t_g = \tan(\delta\theta) \simeq \delta\theta$$

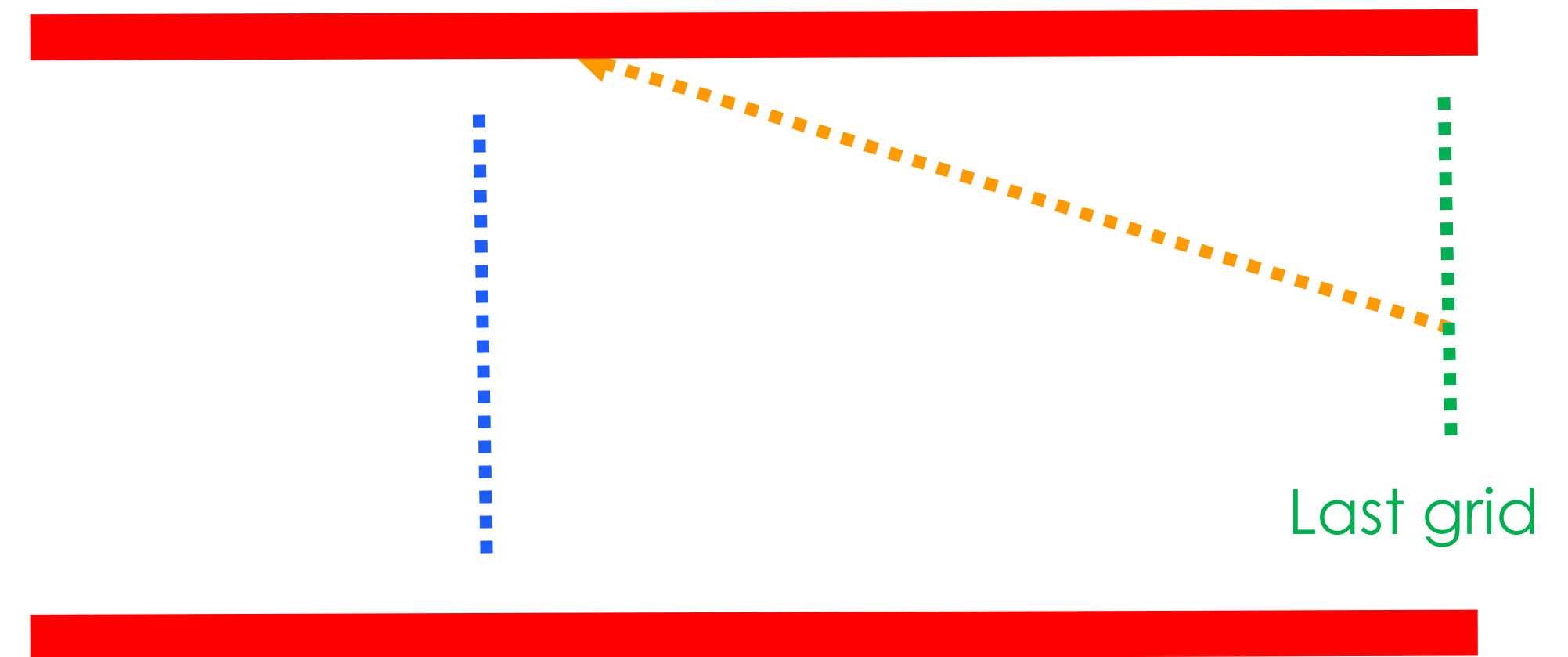


F. Jaulmes et al 2022 PPCF 64 125001

Fast neutrals & duct walls

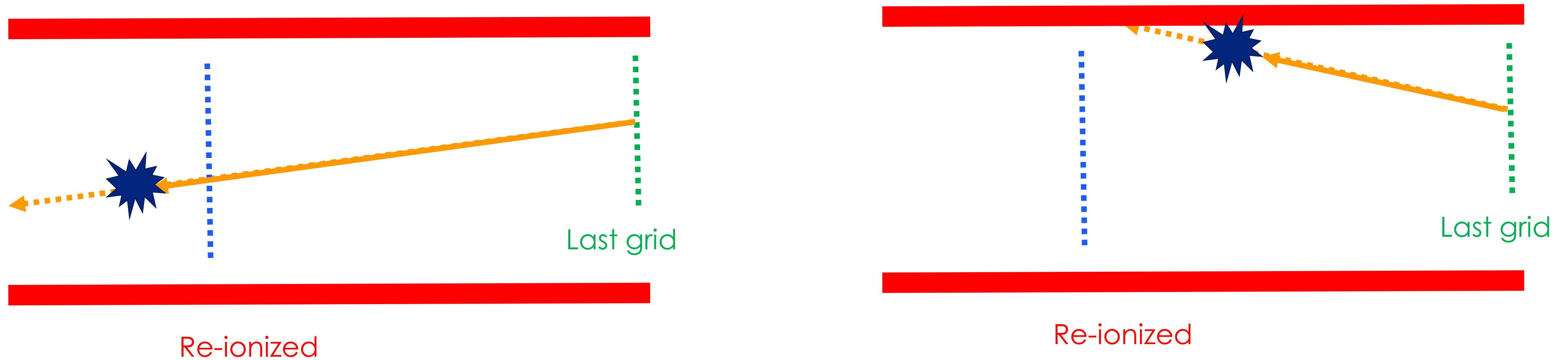


Goes to plasma



Hits duct wall

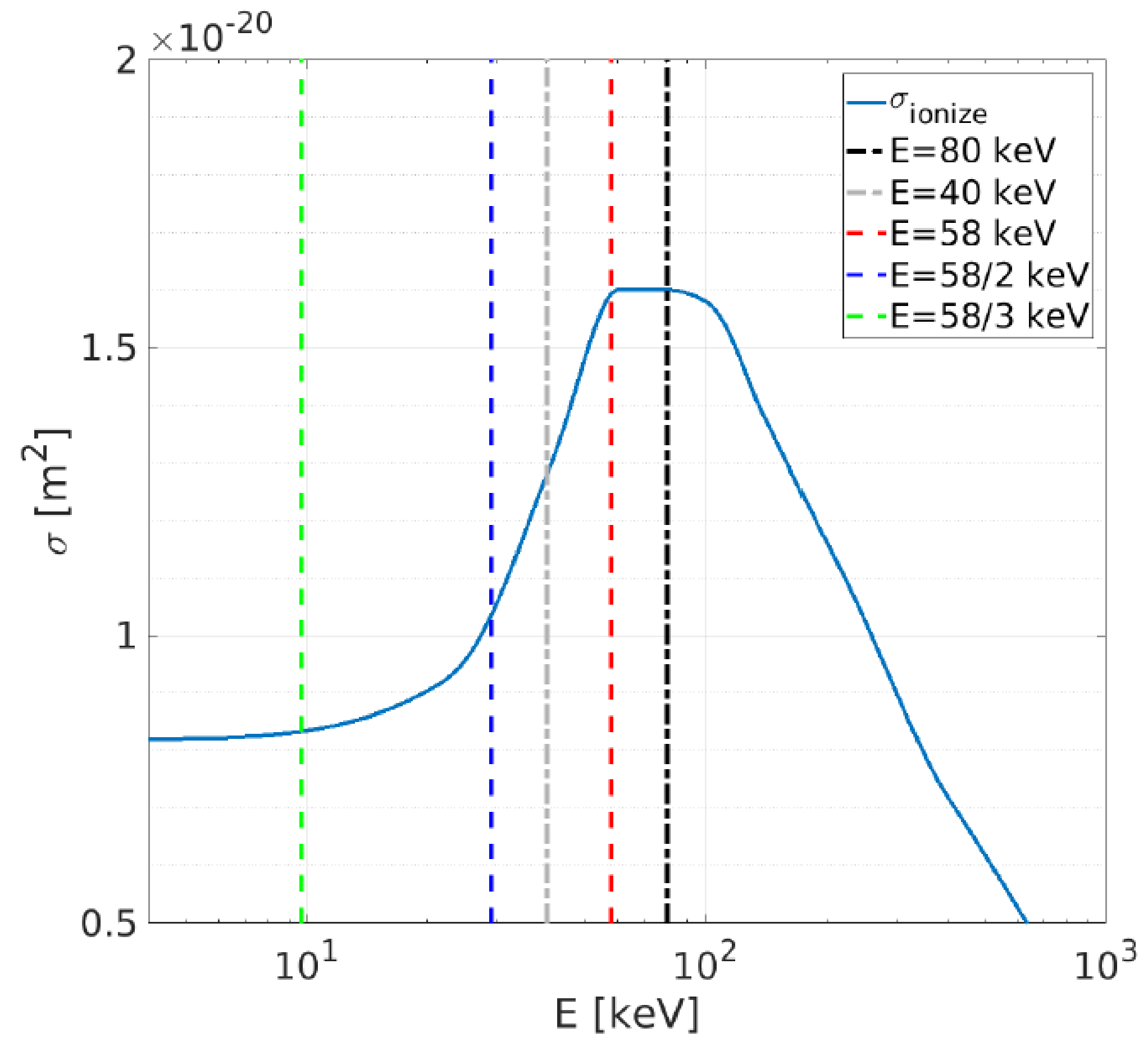

*Ionizations of fast neutrals*



But the duct contains residual neutral gas!  $\sim 10^{18} \text{ m}^{-3}$

## Ionizations of fast neutrals


$$\frac{d\mathcal{P}_n}{dl} = -\mathcal{P}_n n_0 \sigma(\mathcal{E})$$



### Ionizations of fast neutrals

$$f(t_g) = \frac{1}{\xi\sqrt{2\pi}} \exp\left(-\frac{1}{2}\left(\frac{t_g}{\xi}\right)^2\right)$$

$$t_g = \tan(\delta\theta) \simeq \delta\theta$$



$$\frac{d\mathcal{P}_n}{dl} = -\mathcal{P}_n n_0 \sigma(\mathcal{E})$$

$$\mathcal{P}_n = \exp\left(-\int n_0 \sigma(\mathcal{E}) dl\right)$$

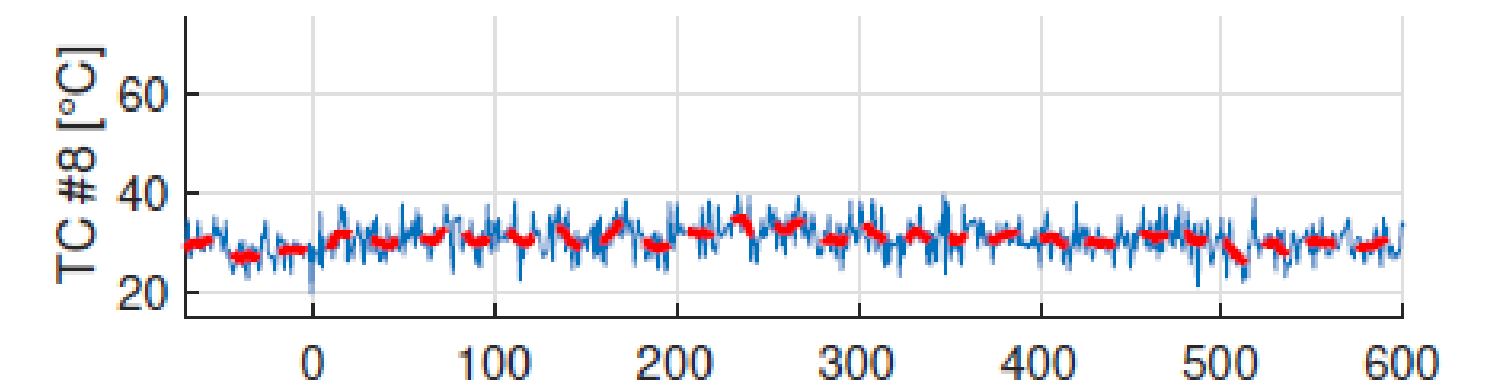
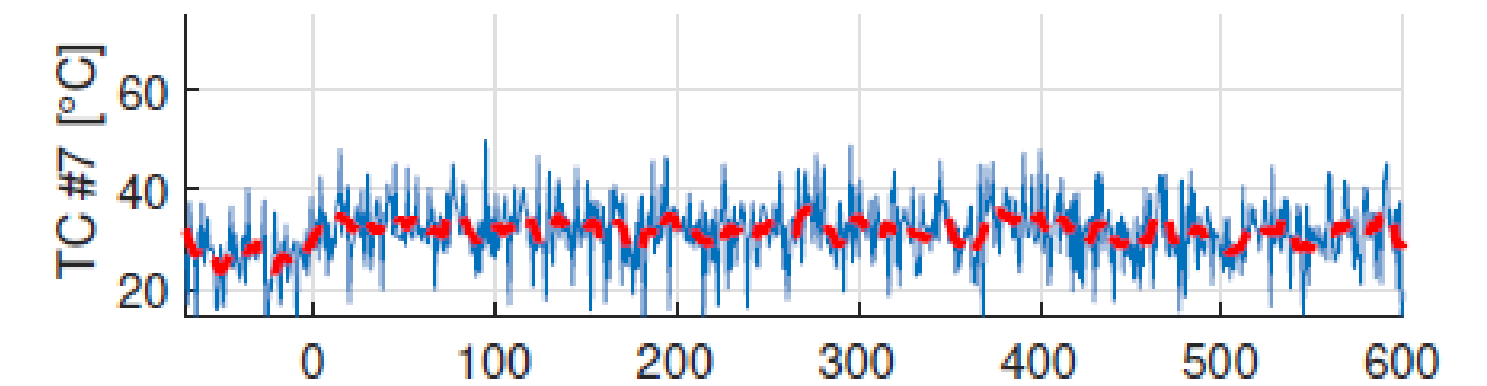
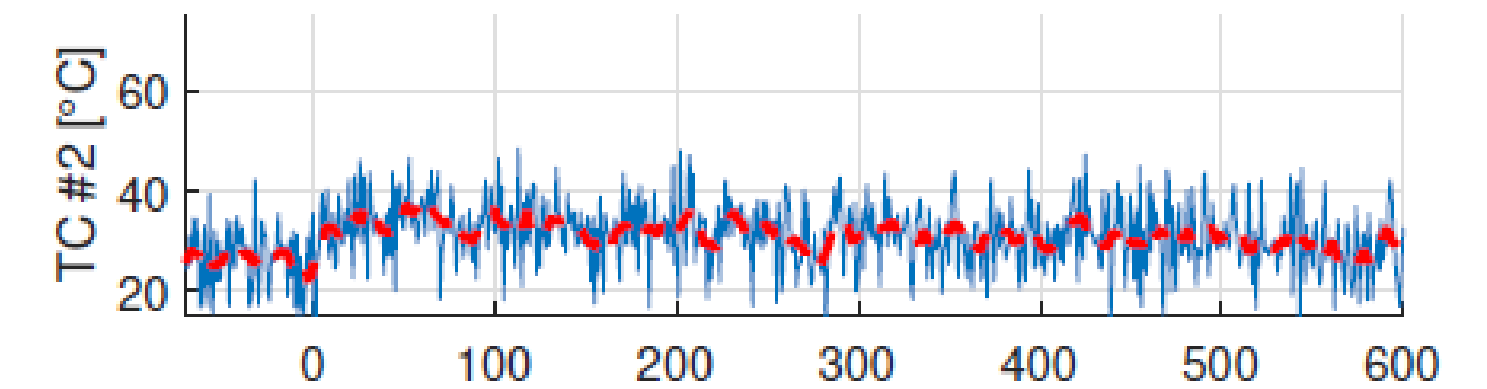
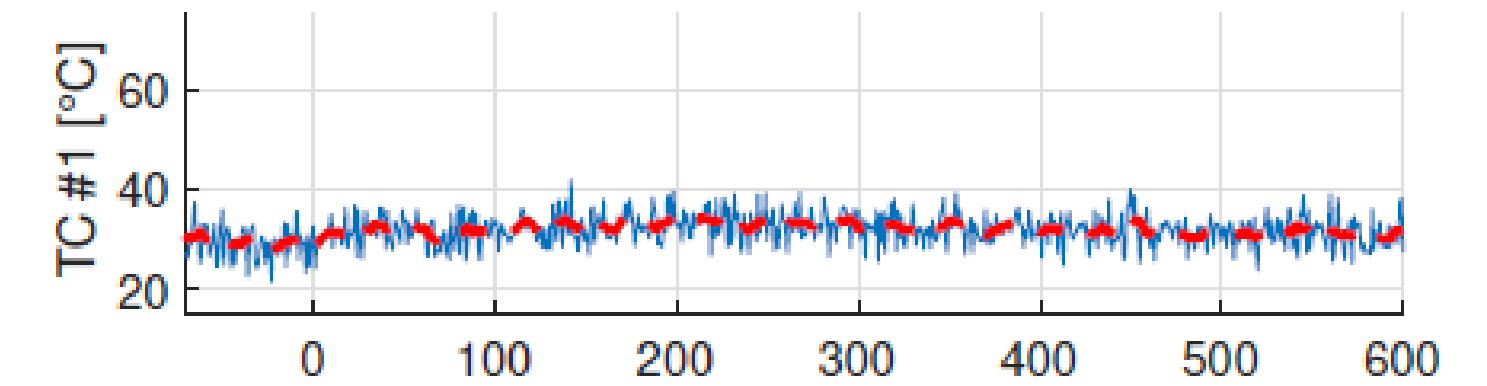
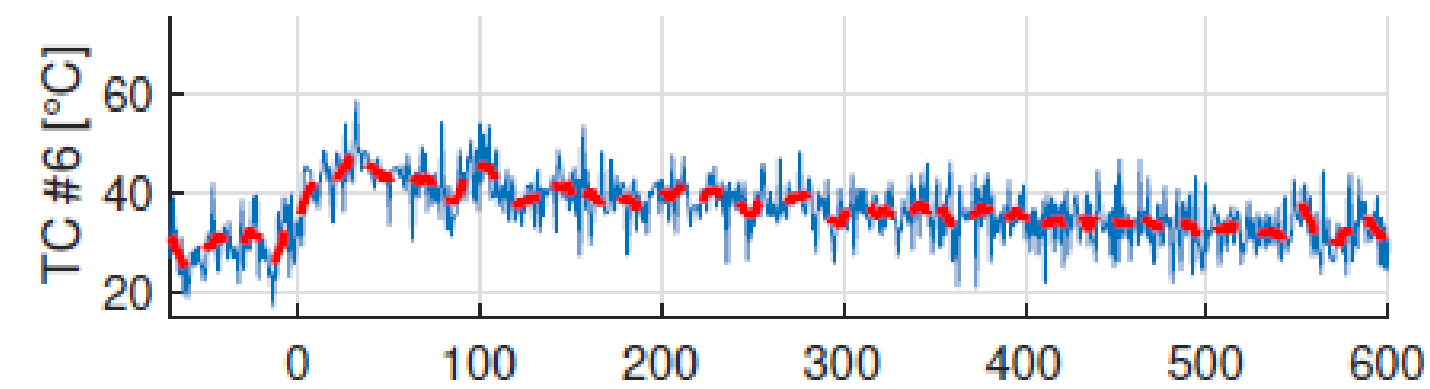
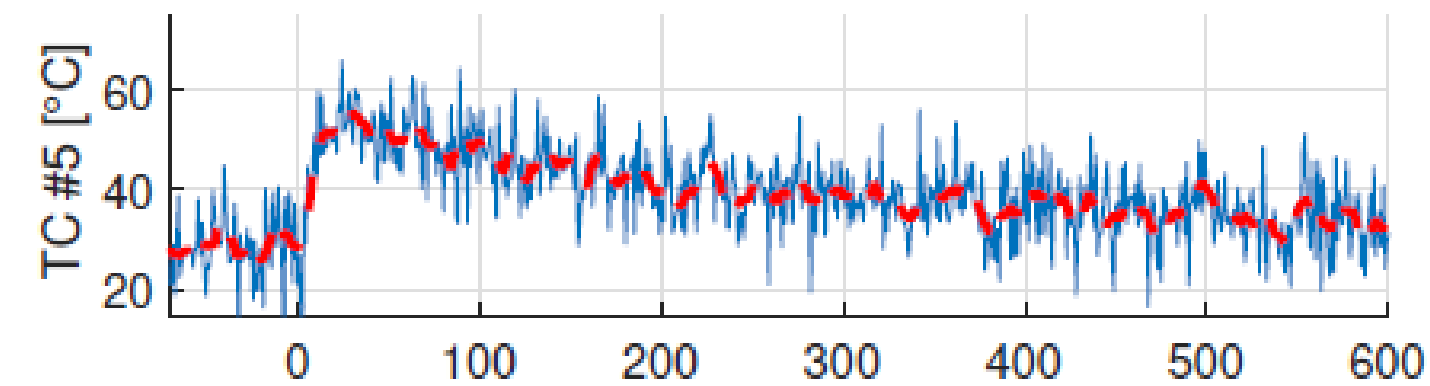
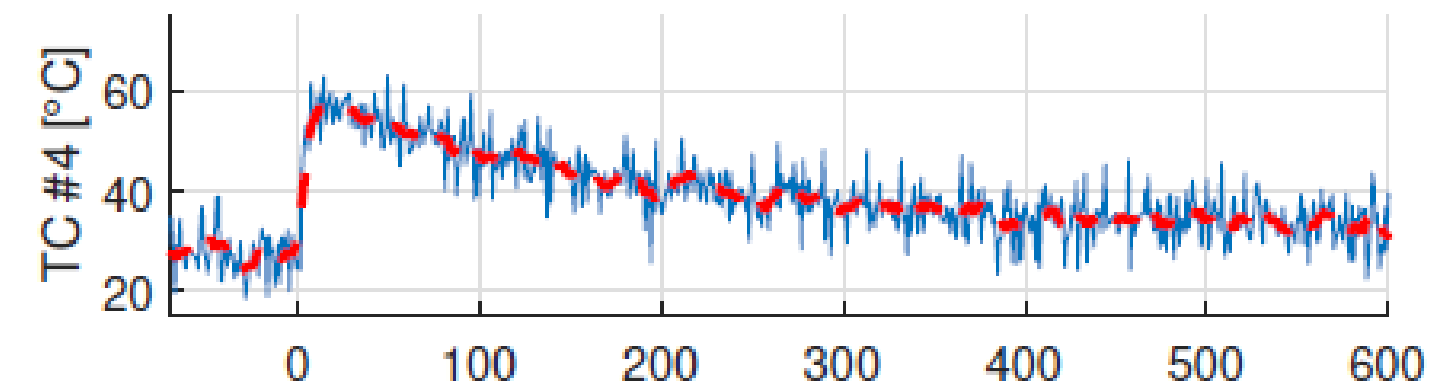
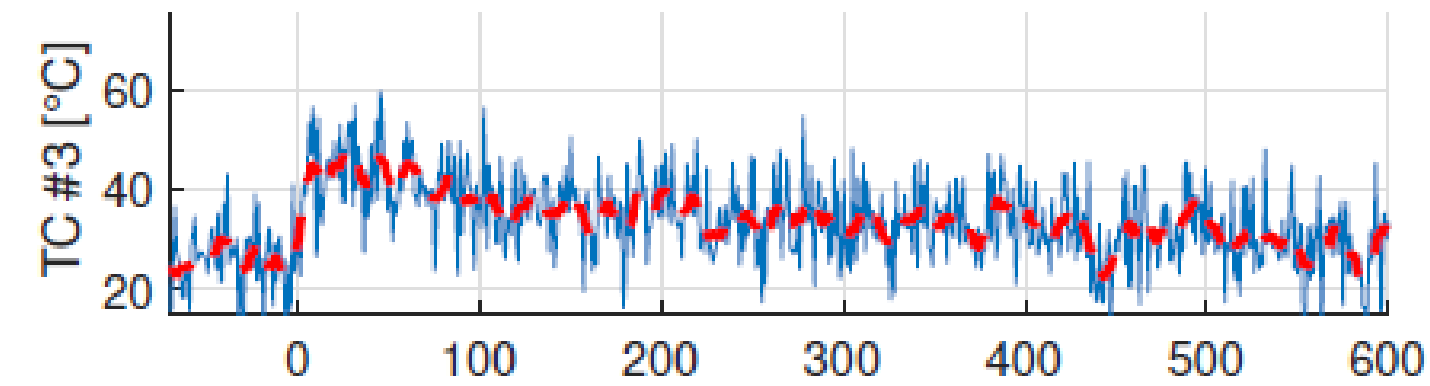
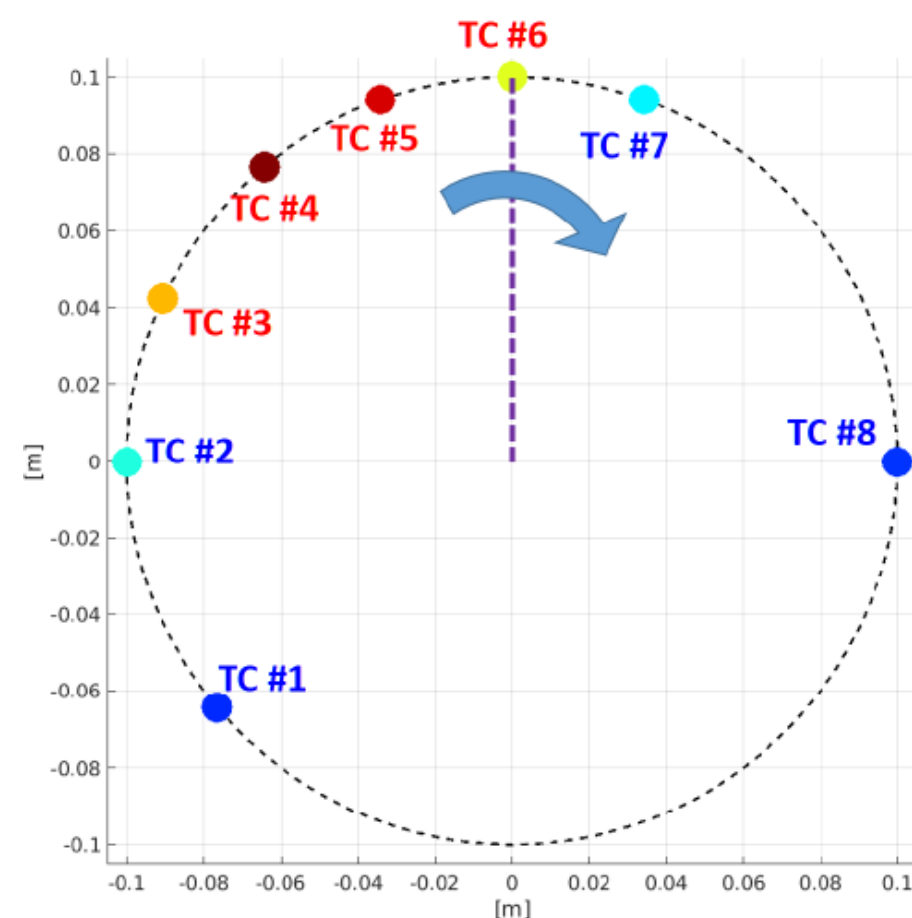
$$\mathcal{P}_i(l) = 1 - \mathcal{P}_n(l)$$

$$\mathcal{P}_i - \mathcal{R} = 0;$$

$$I = I_0 (\exp(-Ln_0\sigma_i))$$

(uniform density)

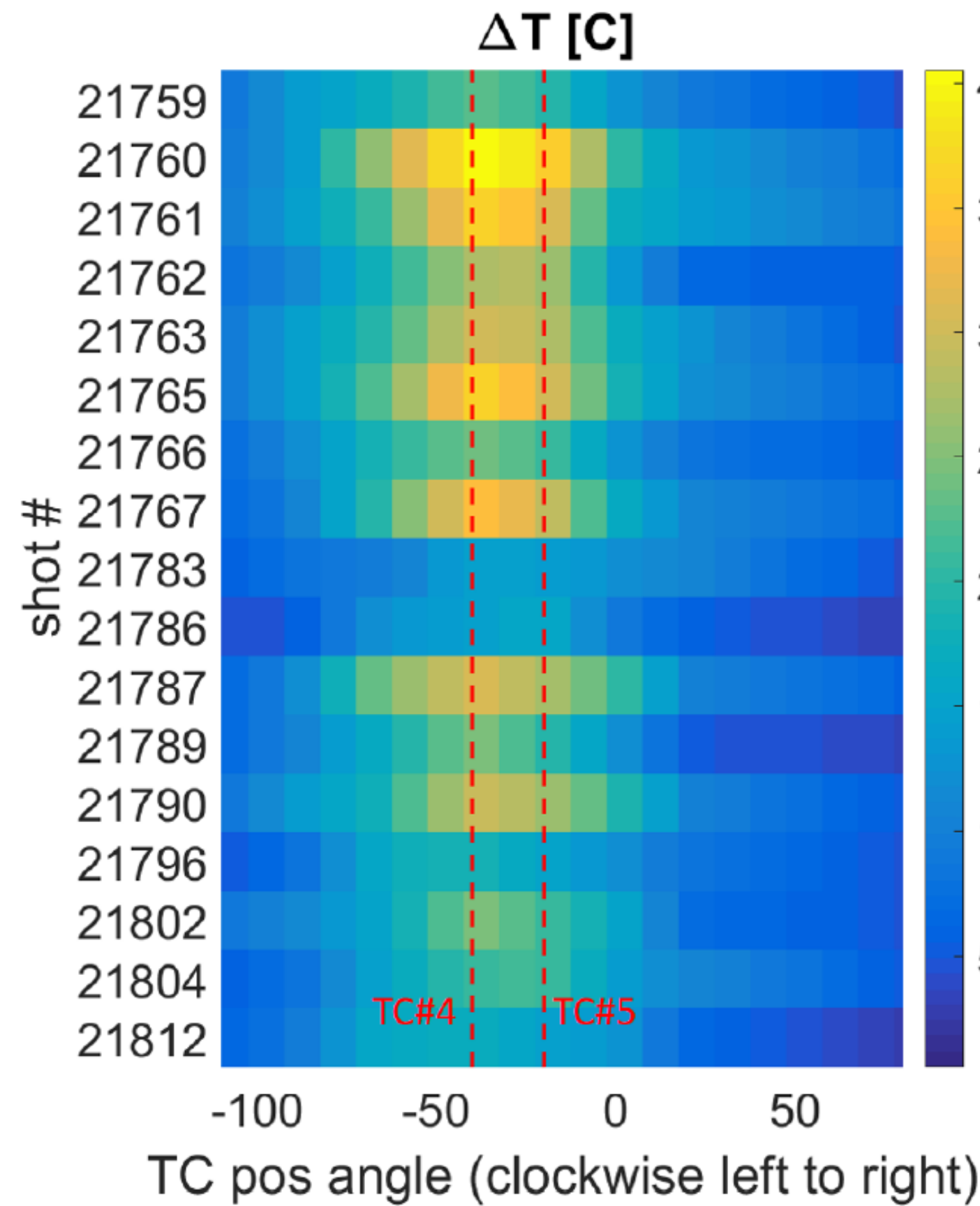
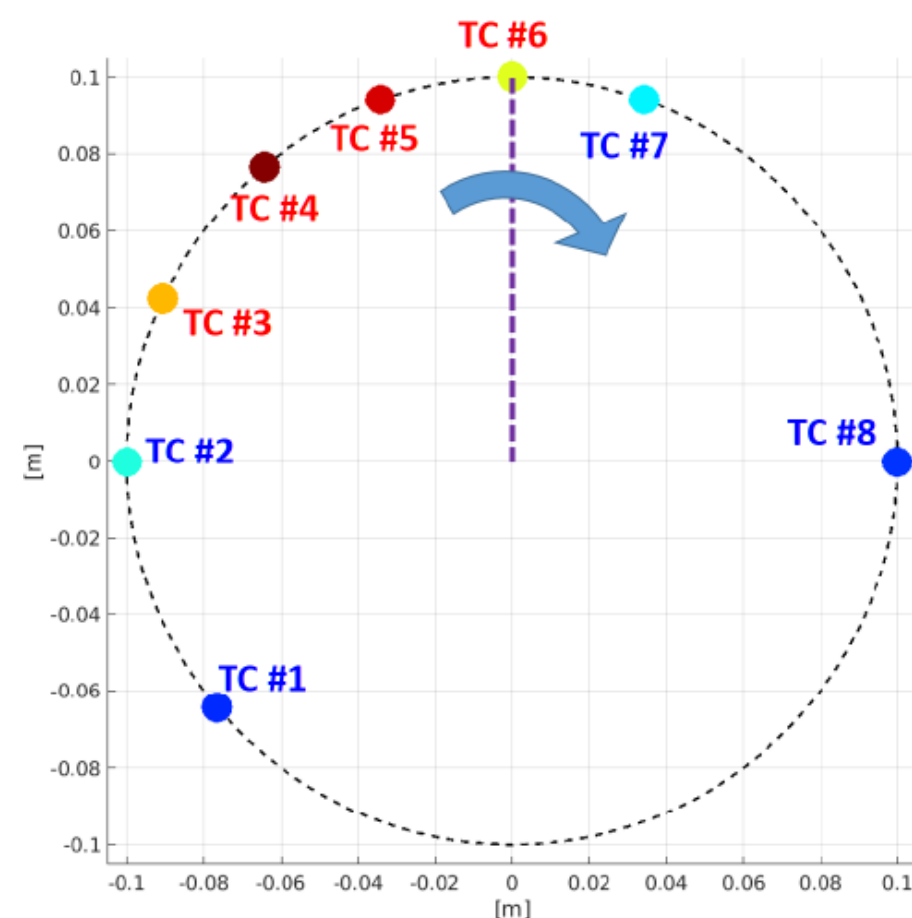
## Experimental measurements of NBI duct heating in COMPASS



F. Jaulmes et al 2022 PPCF 64 125001



## Experimental measurements of NBI duct heating in COMPASS



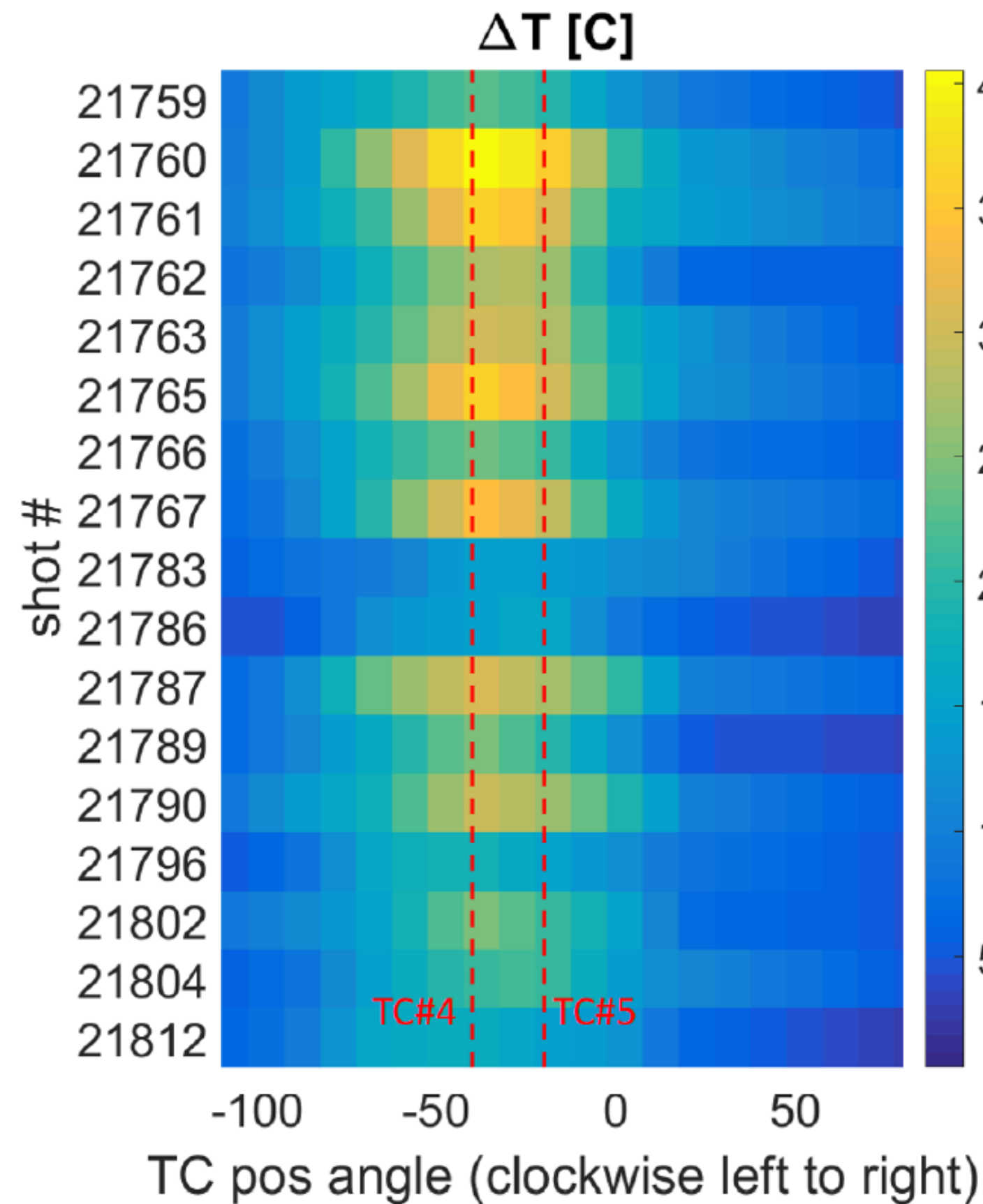
	$B_t$	$\mathcal{E}_{inj}$	$P_{grid}$	$P_{effNBI}$	$\Delta t$
	[T]	[keV]	[MW]	[MW]	[ms]
21759	1.5	53	0.8	0.63	130
21760	1.5	58	1.0	0.77	230
21761	1.5	58	1.0	0.77	230
21762	1.5	59	1.0	0.77	180
21763	1.5	58	1.0	0.76	190
21765	1.5	59	1.0	0.76	220
21766	1.5	59	1.0	0.76	170
21767	1.5	58	1.0	0.75	230
21783	1.15	65	1.3	0.96	60
21786	1.15	66	1.4	1.0	60
21787	1.15	66	1.4	1.03	120
21789	1.15	66	1.4	0.99	90
21790	1.15	66	1.4	1.03	120
21796	1.15	55	0.7	0.55	100
21802	1.15	55	1.0	0.75	120
21804	1.38	60	1.0	0.75	110
21812	1.38	62	1.0	0.75	100

F. Jaulmes et al 2022 PPCF 64 125001

## Experimental measurements of NBI duct heating in COMPASS



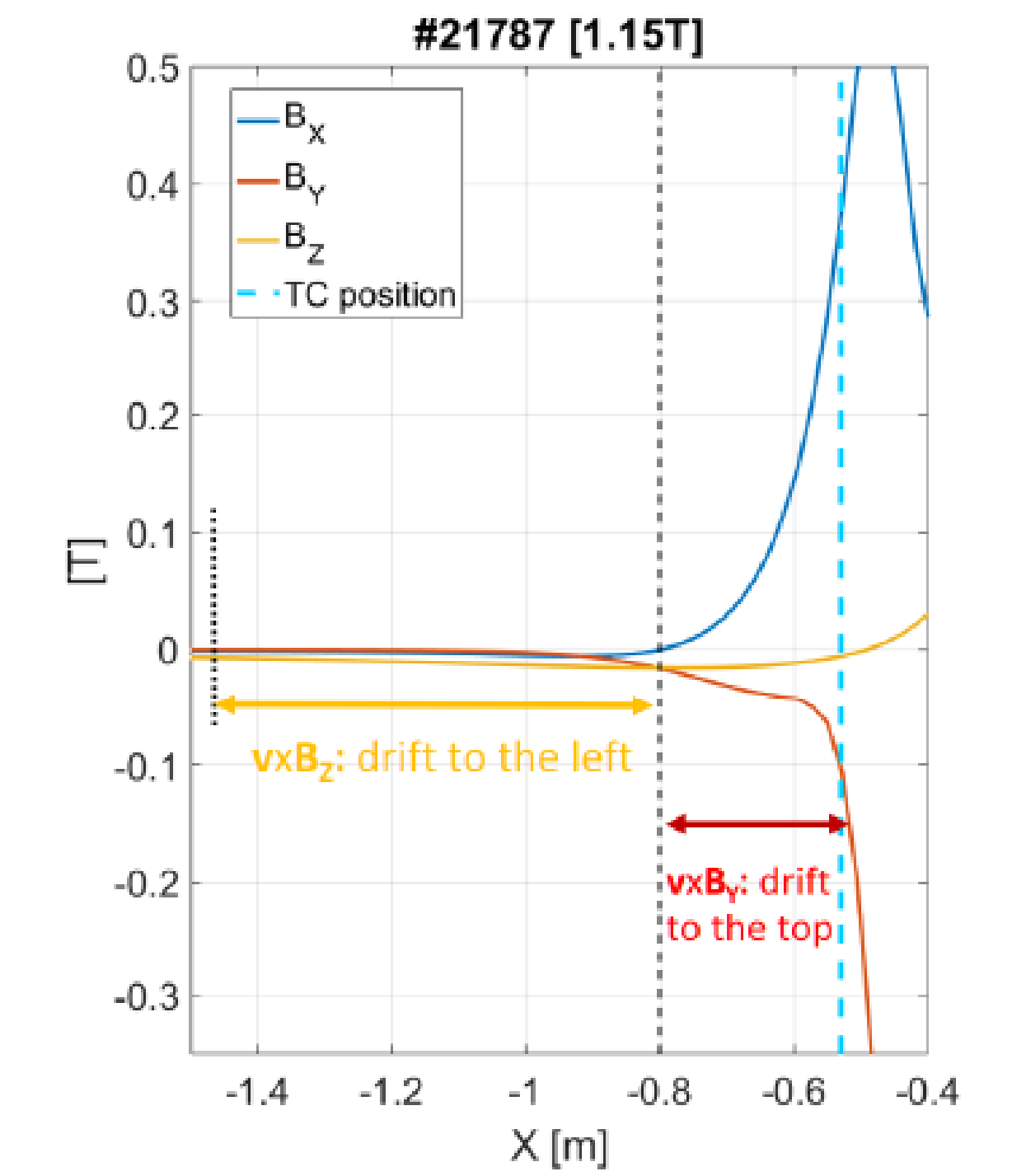
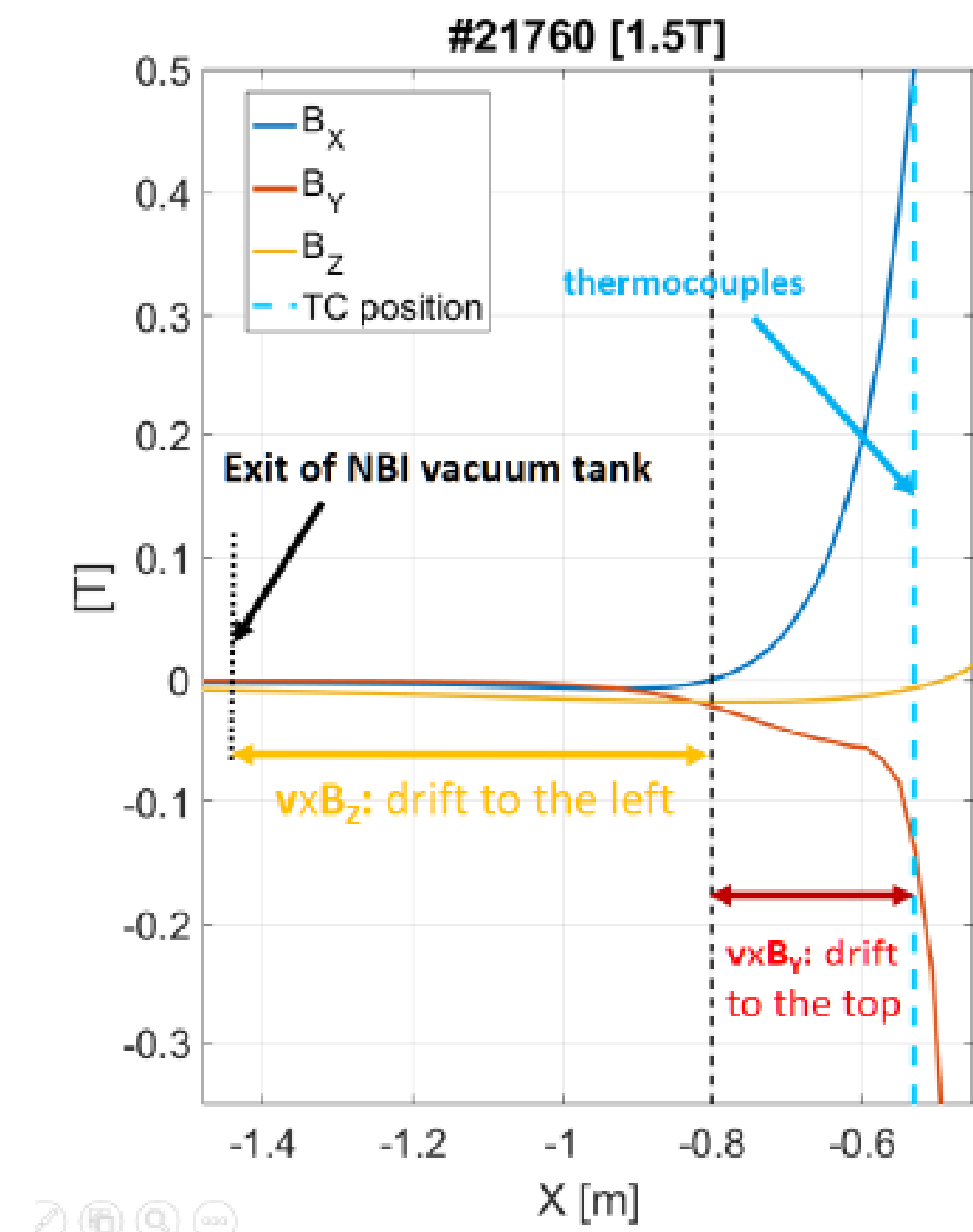
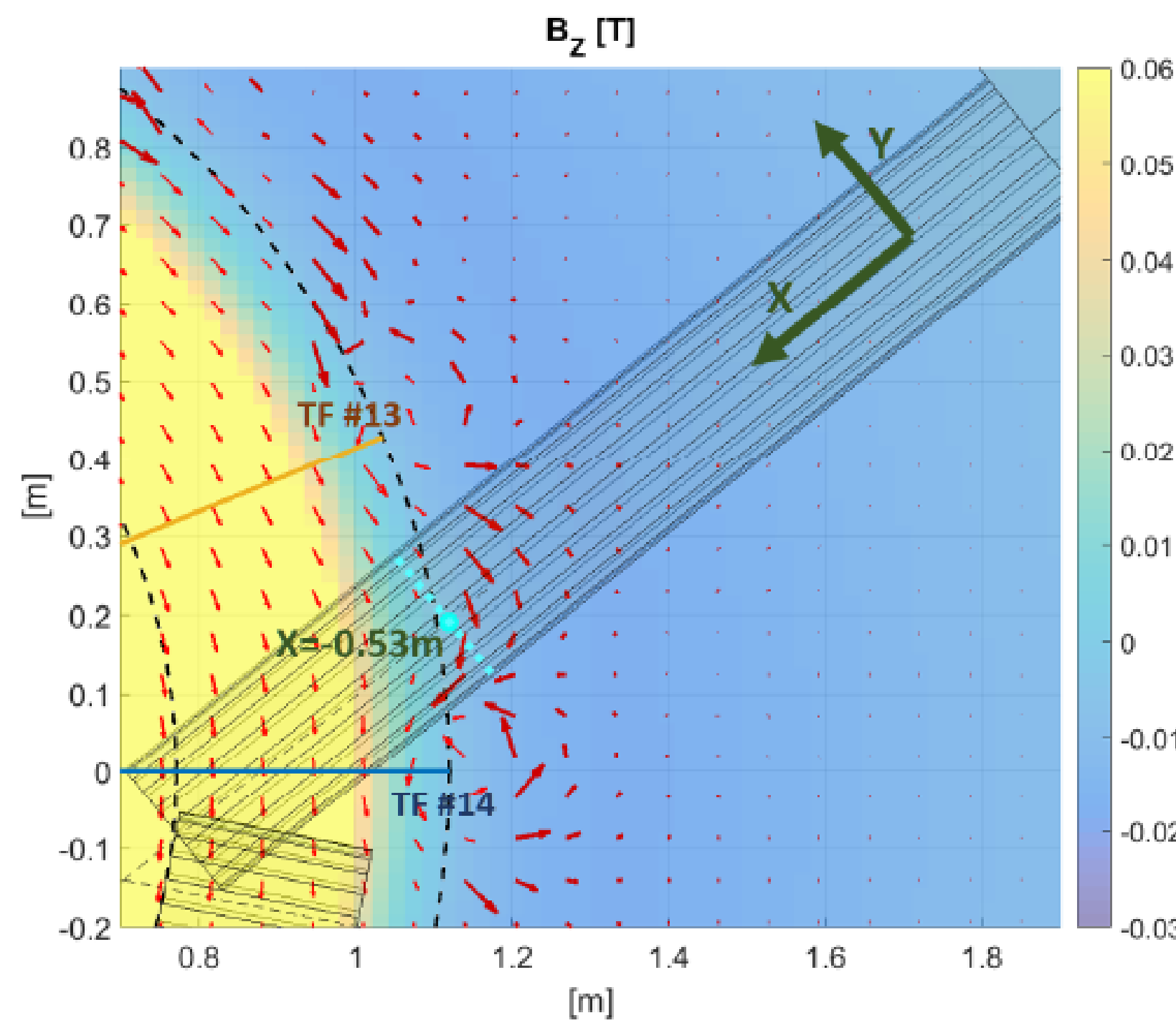
**Strong localization along the duct suggests the influence of magnetic field dominates: fast ion losses dominate the power losses!**



	$B_t$	$\mathcal{E}_{inj}$	$P_{grid}$	$P_{effNBI}$	$\Delta t$
	[T]	[keV]	[MW]	[MW]	[ms]
21759	1.5	53	0.8	0.63	130
21760	1.5	58	1.0	0.77	230
21761	1.5	58	1.0	0.77	230
21762	1.5	59	1.0	0.77	180
21763	1.5	58	1.0	0.76	190
21765	1.5	59	1.0	0.76	220
21766	1.5	59	1.0	0.76	170
21767	1.5	58	1.0	0.75	230
21783	1.15	65	1.3	0.96	60
21786	1.15	66	1.4	1.0	60
21787	1.15	66	1.4	1.03	120
21789	1.15	66	1.4	0.99	90
21790	1.15	66	1.4	1.03	120
21796	1.15	55	0.7	0.55	100
21802	1.15	55	1.0	0.75	120
21804	1.38	60	1.0	0.75	110
21812	1.38	62	1.0	0.75	100

## Modelling motions of fast ions inside the NBI duct

$$m \frac{d\mathbf{v}}{dt} = Z_i e (\mathbf{v} \times \mathbf{B})$$

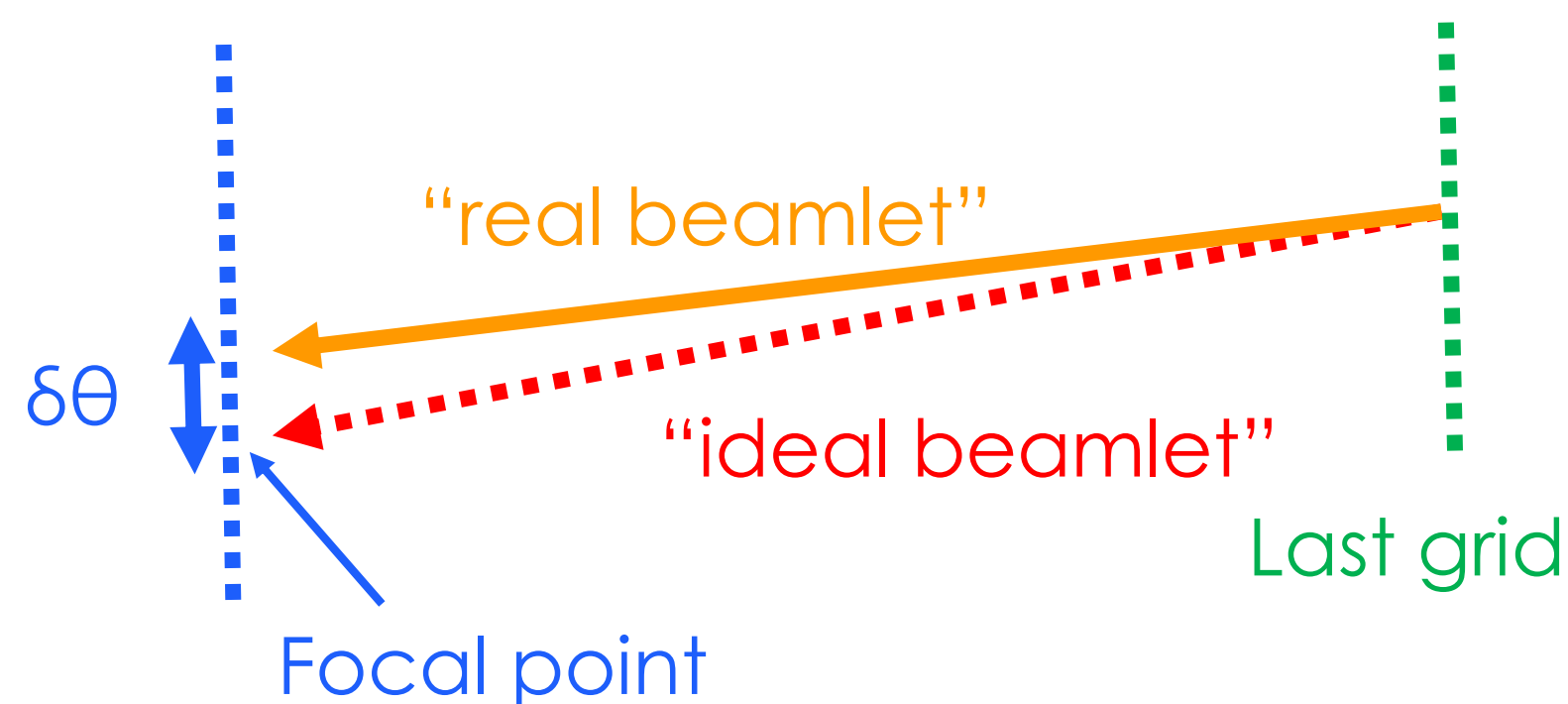


F. Jaulmes et al 2022 PPCF 64 125001

## Trajectories of fast ions

$$f(t_g) = \frac{1}{\xi\sqrt{2\pi}} \exp\left(-\frac{1}{2}\left(\frac{t_g}{\xi}\right)^2\right)$$

$$t_g = \tan(\delta\theta) \simeq \delta\theta$$



$$\frac{d\mathcal{P}_n}{dl} = -\mathcal{P}_n n_0 \sigma(\mathcal{E})$$

$$\mathcal{P}_n = \exp\left(-\int n_0 \sigma(\mathcal{E}) dl\right)$$

$$\mathcal{P}_i(l) = 1 - \mathcal{P}_n(l)$$

$$\mathcal{P}_i - \mathcal{R} = 0;$$

$$I = I_0 (\exp(-Ln_0\sigma_i))$$

(uniform density)